



FEDERATION INTERNATIONALE DE L'AUTOMOBILE

Groupe / Group

N

Homologation N°

N-5732

JAF 公認番号 FN-087

JAF発効日 2010年3月1日

FICHE COMPLEMENTAIRE D'HOMOLOGATION EN GROUPE N COMPLEMENTARY HOMOLOGATION FORM IN GROUP N

Homologation valable à partir du **01 AVR. 2010**
Homologation valid as from



IMPORTANT :

La présente fiche comporte toutes les informations complémentaires à la fiche d'homologation de base Groupe A pour la participation du véhicule en Groupe N. En cas d'information contradictoire, seule l'information figurant sur la présente fiche est à prendre en considération pour le Groupe N.

IMPORTANT :

This form includes all the additional information to the basic Group A homologation form for the participation of the vehicle in Group N. In the case of contradictory information, only the information appearing on the present form is to be taken into consideration for Group N.

1. GENERALITES / GENERAL

101. CONSTRUCTEUR / MANUFACTURER

FUJI HEAVY INDUSTRIES LTD.

102. MODELE ET TYPE / MODEL AND TYPE

a) Modèle et type
Model and type

SUBARU IMPREZA WRX STI specC (2009), GRB

103. CYLINDREE / CYLINDER CAPACITY

Cylindrée totale
Cylinder capacity

1997.8 cm3

Cylindrée corrigée
Corrected cylinder capacity

1997.8 X 1.7 = 3396.3 cm3

COPY

2. DIMENSIONS, POIDS / DIMENSIONS, WEIGHT

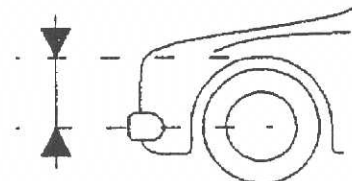
201. POIDS MINIMUM / MINIMUM WEIGHT

1365 kg

205. HAUTEUR MIN. CENTRE MOYEU DE ROUE / OUVERTURE DU PASSAGE DE ROUE / MIN. HEIGHT HUB CENTER / WHEEL ARCH OPENING

a) Avant / Front 330 mm

b) Arrière / Rear 315 mm



207. VOIE MAXIMUM (AU SOL) / MAXIMUM TRACK (AT GROUND LEVEL)

a) Avant / Front 1550 mm

b) Arrière / Rear 1560 mm

Fédération Internationale de l'Automobile
Chemin de Blandonnet, 2
CH-1215 GENEVE 15
Tél.: +41 22 544 44 00
Fax Sport: +41 22 544 44 50

Marque
Make **FUJI**

Modèle
Model **GRB**

Homologation N°

N-5732

JAF 公認番号 **FN-087**

3. MOTEUR / ENGINE

302. NOMBRE DE SUPPORTS / NUMBER OF SUPPORTS

2

308. VOLUME MINIMUM TOTAL D'UNE CHAMBRE DE COMBUSTION / TOTAL MINIMUM VOLUME OF A COMBUSTION CHAMBER

67.1 cm³

310. RAPPORT VOLUMETRIQUE (PAR RAPPORT A L'UNITE) / COMPRESSION RATIO (IN RELATION WITH THE UNIT)

Minimum* xxx : 1 Maximum 8.4 : 1

* Diesel uniquement / only

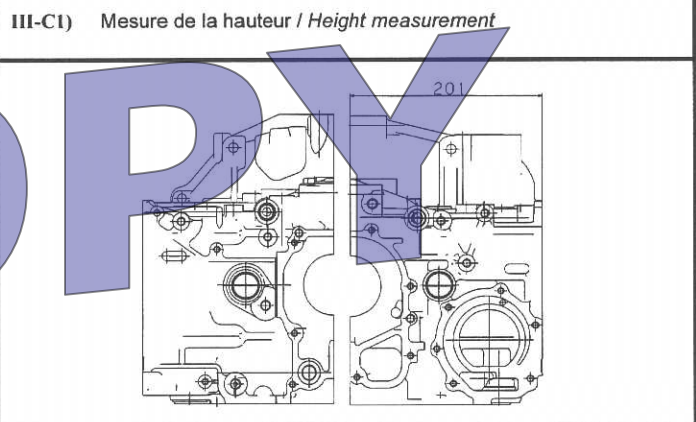
311. BLOC-CYLINDRES / CYLINDER BLOCK

b) Diamètre des paliers de vilebrequin +0
Diameter of crankshaft bearings 64.07 - 0.1 mm

312. HAUTEUR MIN. DU BLOC-CYLINDRES / MIN. HEIGHT OF THE CYLINDER BLOCK


a) Entre plans de joint carter
et culasse 201 mm
Between sump and head
gasket planes

b) Entre axe vilebrequin
et plan de joint culasse 201 mm
Between crankshaft
centreline and head gasket
plane



313. CHEMISES / SLEEVES

b) Matériau CAST-IRON
Material



Marque
Make

FUJI

Modèle
Model

GRB

Homologation N°

N-5732


JAF 公認番号

FN-087

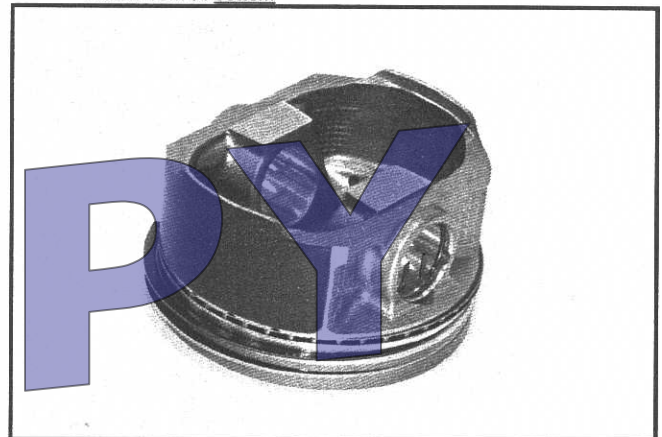
317. PISTON / PISTON

- | | | | |
|---|-----------------|--|---|
| a) Matériau
Material | ALUMINIUM ALLOY | | |
| b) Nombre de segments
Number of rings | 3 | b1) Epaisseur des segments
Thickness of rings | 1.2 / 1.2 / 2.5 ± 0.1 mm |
| c) Poids minimum
Minimum weight | 572.3 g | <u>Avec axe, clips et segments</u>
<u>With pin, clips and rings</u> | |
| d) Distance de la médiane de l'axe au sommet du piston
Distance from gudgeon pin center line to top of piston crown | 31.5 | | ± 0.1 mm |
| e) Distance sommet du piston au PMH / plan de joint bloc cylindre
Distance top of piston at TDC / gasket plane of cylinder block | -1.5 | + 0.15
- 0.30 mm | + au dessus / above
- au dessous / below |
| f) Volume de l'évidement du piston (dessus)
Piston groove volume (top) | 6.3 | | ± 0.5 cm ³ |
| g) Système de refroidissement du piston
Piston cooling system | | Oui / Yes
<input type="checkbox"/> | Non / No
<input checked="" type="checkbox"/> |

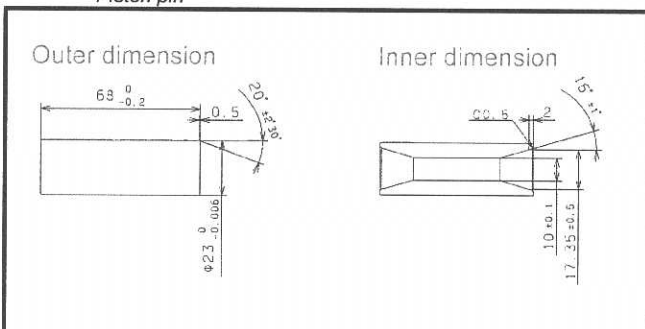
C4-1) Piston de ¾ dessus
Piston from ¾ top



C4-2) Piston de ¾ dessous
Piston from ¾ bottom



III-D1) Axe de piston
Piston pin



319. VILEBREQUIN / CRANKSHAFT

- i) Diamètre maximum des manetons
Maximum diameter of crank pins 52 mm

321. CULASSE / CYLINDERHEAD

- c) Hauteur minimum
Minimum height 127 mm
- d) Endroit de la mesure
Where measured

FROM TOP TO BOTTOM OF THE CYLINDER HEAD
Fédération Internationale de l'Automobile
Chemin de Blandonnet, 2
CH-1215 GENEVE 15
Tél.: 41 22 544 44 00
Fax Sport: 41 22 544 44 50

- g) Volume minimum d'une chambre de combustion
Minimum volume of a combustion chamber 48.5 cm³

322. JOINT DE CULASSE / CYLINDERHEAD GASKET

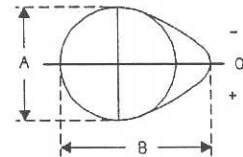
- a) Epaisseur du joint de culasse serré
Thickness of tightened cylinderhead gasket 0.7 ± 0.2 mm

325. ARBRE A CAMES / CAMSHAFT

- e) Diamètre des paliers
Diameter of bearings F=38.0
C=30.0 ± 0.1 mm
R=30.0

- g) Dimensions de la came
Cam dimensions

	Admission <i>Intake</i>		Echappement <i>Exhaust</i>	
A =	37	± 0.1 mm	37	± 0.1 mm
B =	46.4	± 0.1 mm	47.5	± 0.1 mm



Les tolérances s'appliquent avec le même signe pour A et B
The tolerances must be used with the same sign for A and B



326. DISTRIBUTION / TIMING

- a) Jeu théorique
Theoretical clearance Admission Intake 0.2 mm Echappement Exhaust 0.35 mm
- b) Levée de came en mm (arbre déposé)
Cam lift in mm (dismounted camshaft)

ADMISSION / INTAKE				ECHAPPEMENT / EXHAUST			
Angle de Rotation en degrés <i>Rotation angle in degrees</i>	Levée en mm <i>Lift in mm</i> (± 0.05 mm)	Angle de rotation en degrés <i>Rotation angle in degrees</i>	Levée en mm <i>Lift in mm</i> (± 0.05 mm)	Angle de rotation en degrés <i>Rotation angle in degrees</i>	Levée en mm <i>Lift in mm</i> (± 0.05 mm)	Angle de rotation en degrés <i>Rotation angle in degrees</i>	Levée en mm <i>Lift in mm</i> (± 0.05 mm)
0	9.4			0	10.5		
- 5	9.3	+ 5	9.3	- 5	10.4	+ 5	10.4
- 10	9.1	+ 10	9.1	- 10	10.2	+ 10	10.2
- 15	8.7	+ 15	8.7	- 15	9.7	+ 15	9.7
- 30	6.5	+ 30	6.5	- 30	7.5	+ 30	7.5
- 45	3.2	+ 45	3.2	- 45	4.1	+ 45	4.2
- 60	0.3	+ 60	0.6	- 60	0.7	+ 60	0.7
- 75	0	+ 75	0.2	- 75	0.2	+ 75	0.3
- 90	0	+ 90	0	- 90	0	+ 90	0
- 105	0	+ 105	0	- 105	0	+ 105	0
- 120	0	+ 120	0	- 120	0	+ 120	0
- 135	0	+ 135	0	- 135	0	+ 135	0
- 150	0	+ 150	0	- 150	0	+ 150	0

Un décalage de l'ensemble des mesures de +/- 2 degrés est accepté
A shift of +/- 2 degrees of the whole measurement is accepted

- c) Levée maximum des soupapes
Maximum valve lift

Admission <i>Intake</i>		Echappement <i>Exhaust</i>	
9.2	± 0.2 mm	10.15	± 0.2 mm

avec jeu selon Art. 326a
with clearance according to Art. 326a

Marque
Make

FUJI

Modèle
Model

GRB

Homologation N°

N-5732

JAF 公認番号

FN-087

327. ADMISSION / INTAKE

h) Nombre de ressorts par soupape <i>Number of springs per valve</i>	1				
i) Longueur max. du ressort <i>Max. length of the spring</i>	25.7	mm	Sous une charge de <i>Under a load of</i>	585.5	N
j) Diamètre extérieur des ressorts <i>External diameter of springs</i>	26.4	± 0.2 mm	k) Nombre de spires des ressorts <i>Number of wires if springs</i>	7.05	
l) Diamètre du fil des ressorts <i>Diameter of spring wire</i>	3.5	± 0.1 mm	m) Longueur libre max. des ressorts <i>Max. free length of springs</i>	47	mm

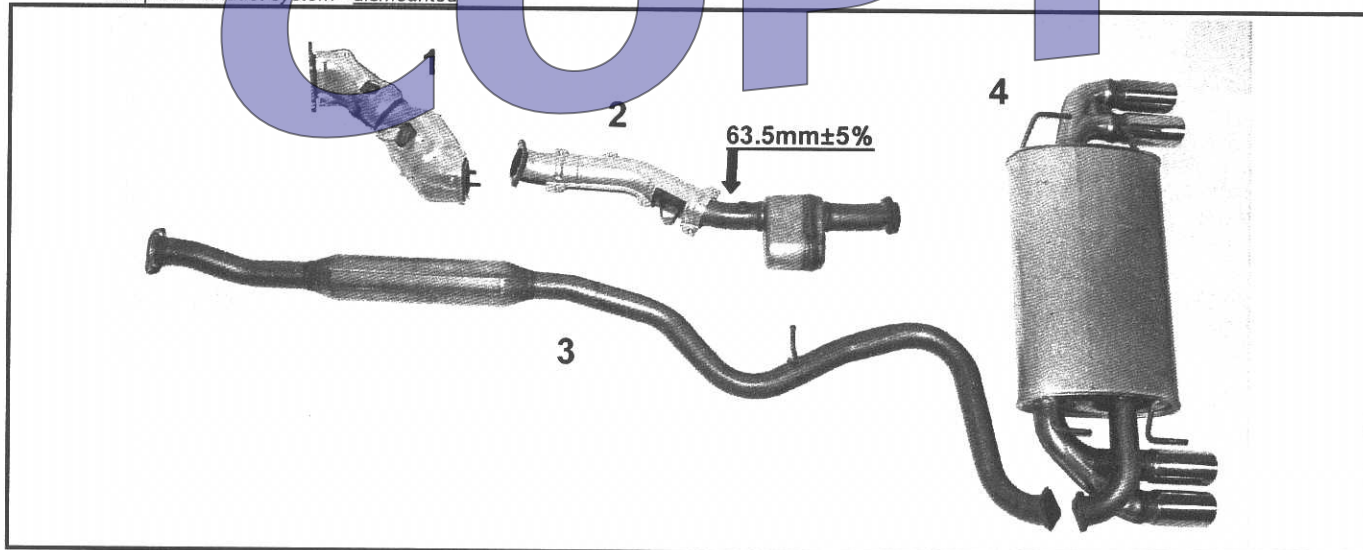
328. ECHAPPEMENT / EXHAUST

i) Nombre de ressorts par soupape <i>Number of springs per valve</i>	1				
j) Longueur max. du ressort <i>Max. length of the spring</i>	25.7	mm	Sous une charge de <i>Under a load of</i>	585.5	N
k) Diamètre extérieur des ressorts <i>External diameter of springs</i>	26.4	± 0.2 mm	l) Nombre de spires des ressorts <i>Number of wires if springs</i>	7.05	
m) Diamètre du fil des ressorts <i>Diameter of spring wire</i>	3.5	± 0.1 mm	n) Longueur libre max. des ressorts <i>Max. free length of springs</i>	47	mm
o) Diamètre de tuyauterie entre collecteur et premier silencieux <i>Diameter of pipe between manifold and first silencer</i>	63.5	mm ± 5%			

329. SYSTEME ANTI-POLLUTION / ANTI-POLLUTION SYSTEM

a) Description
Description

C12-3) Echappement complet - déposé
Complete exhaust system - dismounted



330. SYSTEME D'ALLUMAGE / IGNITION SYSTEM

a) Type
Type

TRANSISTORISED, MAPPED
INTEGRATED COILS

d) Nombre de bobines
Number of coils

4



Marque
Make **FUJI**

Modèle
Model **GRB**

Homologation N°

N-5732

JAF 公認番号 **FN-087**

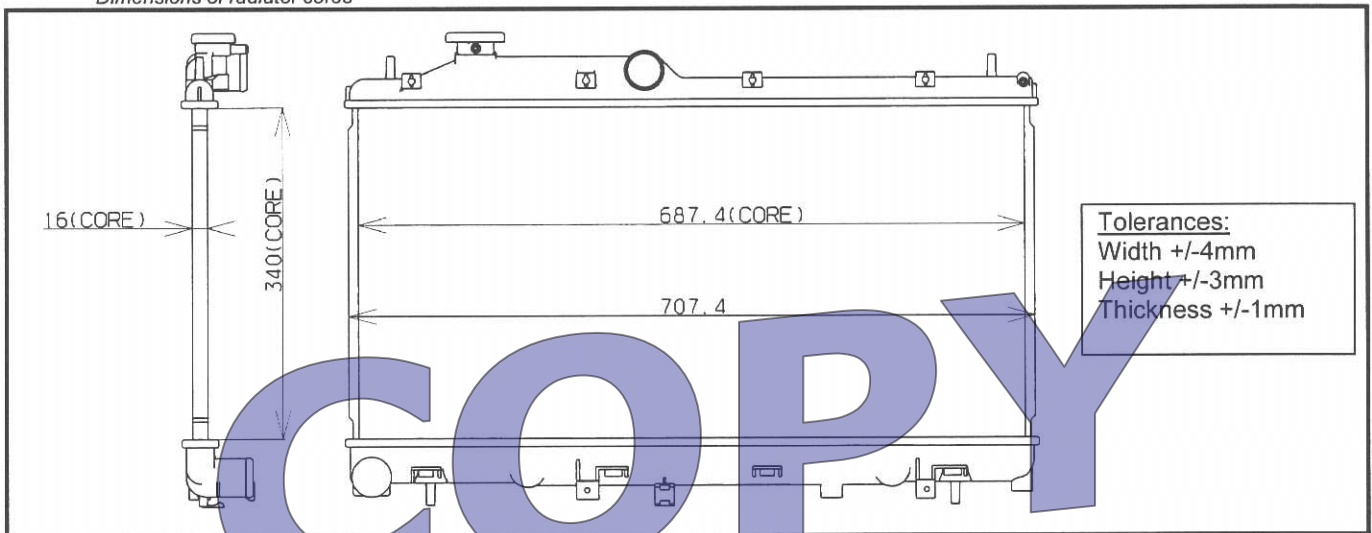
331. SYSTEME DE REFROIDISSEMENT / COOLING SYSTEM

a) Capacité
Capacity 7.2 litres

332. VENTILATEUR DE REFROIDISSEMENT / COOLING FAN

a) Nombre Number	2	b) Diamètre max. de l'hélice Max. diameter of the screw	325	mm
c) Matériau de l'hélice Material of the screw	NYLON	d) Nombre de pales Number of blades	9, 11	
e) Type d'entraînement Type of drive	ELECTRICAL	f) Ventilateur débrayable Automatic cut off	Oui / Yes <input checked="" type="checkbox"/>	Non / No <input type="checkbox"/>

**III-M1) Dimensions des faisceaux des radiateurs
Dimensions of radiator cores**



333. SYSTEME DE LUBRIFICATION / LUBRICATION SYSTEM

c) Capacité totale Total Capacity	5.0	litres		
d) Refroidisseur(s) d'huile Oil cooler(s)	Oui / Yes <input checked="" type="checkbox"/>	Non / No <input type="checkbox"/>	d1) Nombre Number	1
e) Emplacement des refroidisseurs Location of the coolers	BETWEEN THE CYLINDER BLOCK AND THE OIL FILTER		f) Type des refroidisseurs Type of the coolers	EXCHANGER



Marque
Make **FUJI**

Modèle
Model **GRB**

Homologation N°

N-5732

JAF 公認番号 **FN-087**

4. CIRCUIT DE CARBURANT / FUEL CIRCUIT

401. RESERVOIR DE CARBURANT / FUEL TANK

- d) Capacité totale
Total capacity 62.2 litres
- e) Emplacement des orifices
Location of filler holes REARWARD ON THE RIGHTHAND

402. POMPE(S) A CARBURANT / FUEL PUMP(S)

- a) Type
Type ELECTRICAL
- b) Nombre
Number 1
- c) Marque et type
Make and type DENSO CORPORATION, IMPELLER WHEEL
- d) Emplacement
Location INSIDE THE FUEL TANK
- e) Débit maximum
Maximum flow 5.1 l / mn à / at 12 volts

5. EQUIPEMENT ELECTRIQUE / ELECTRICAL EQUIPMENT

501. BATTERIES / BATTERIES

- c) Emplacement
Location INSIDE THE ENGINE COMPARTMENT

502. ALTERNATEUR / ALTERNATOR

- a) Type
Type ALTERNATOR
- b) Nombre
Number 1
- c) Système d'entraînement
Drive system BELT
- d) Puissance nominale
Nominal power 1320 Watts

503. PHARES ESCAMOTABLES / RETRACTABLE HEADLIGHTS

- a) Système de commande
Control system xxx



Marque
Make **FUJI**

Modèle
Model **GRB**

Homologation N°

N-5732

JAF 公認番号 **FN-087**

6. TRANSMISSION / POWER TRAIN

602. EMBRAYAGE / CLUTCH

a) Type
Type **DRY SINGLE PLATE**

b1) Fonctionnement
Operation

Poussé/Pushed



Tiré/Pulled




d) Diamètre du(des) disque(s)
Diameter of the plate(s)

240

± 2 mm


F1-1) Cloche d'embrayage
Clutch bell housing



F1-2) Groupe de pression démonté avec disque(s)
Pressure unit dismantled with disc(s)



F1-3) Groupe de pression démonté avec disque(s)
Pressure unit dismantled with disc(s)



COPY



Marque
Make **FUJI**

Modèle
Model **GRB**

Homologation N°

N-5732

JAF 公認番号 **FN-087**

603. BOITE DE VITESSES / GEARBOX

h) Refroidisseur(s) d'huile
Oil cooler(s)

Oui / Yes

Non / No

h1) Type
Type

xxx

604. BOITE DE TRANSFERT / TRANSFER BOX

e) Répartition du couple
Torque distribution

AVANT / FRONT	ARRIERE / REAR
41 ~ 50 %	59 ~ 50 %

e1) Nombre de dents
Number of teeth

xxx

f) Type de limitation de différentiel central
Type of central differential limitation

DRIVER CONTROLLED CENTER DIFFERENTIAL

605. COUPLE FINAL / FINAL DRIVE

d) Type de limitation de différentiel
Type of differential limitation

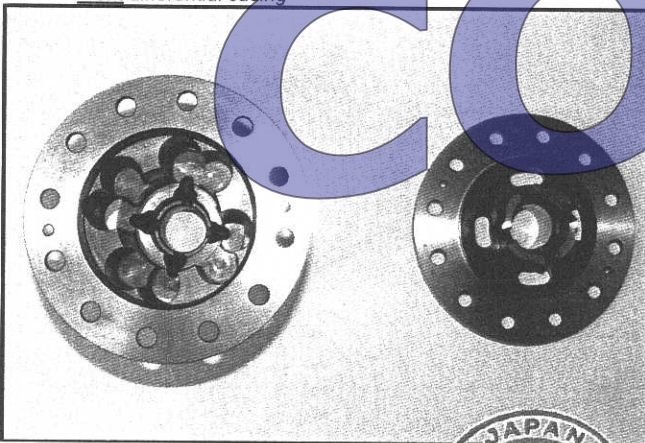
AVANT / FRONT	ARRIERE / REAR
HELICAL	MECHANICAL
GKN Driveline Japan LTD.	GKN Driveline Japan LTD.
Oui/Yes <input type="checkbox"/>	Oui/Yes <input type="checkbox"/>
Non/No <input checked="" type="checkbox"/>	Non/No <input checked="" type="checkbox"/>
xxx	xxx

d1) Marque
Make


f) Refroidisseur d'huile
Oil cooler

f1) Type
Type


F4-1) Carter de différentiel avant
Front differential casing




F4-2) Carter de différentiel avant
Front differential casing



F4-3) Différentiel avant assemblé
Front differential assembly



F4-4) Différentiel avant démonté
Front differential dismantled



Fédération Internationale de l'Automobile


Chemin de Blandonnet, 2

CH-1215 GENEVE 15

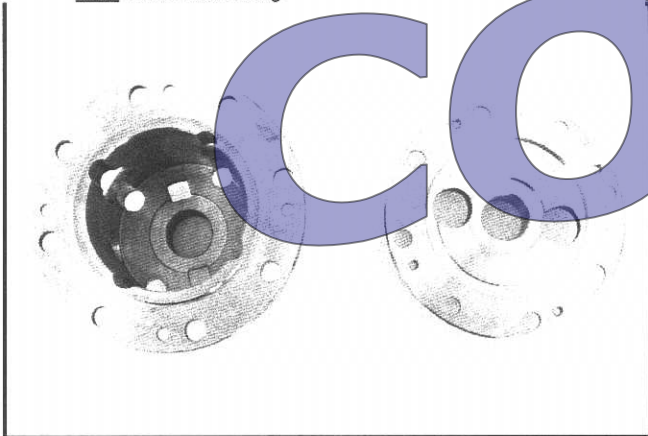
Tél.: 41 22 544 44 00

Fax Sport: 41 22 544 44 50


VI-D1) Dessin des rampes du différentiel avant avec angles
Drawing of front differential rails with angles




F5-1) Carter de différentiel arrière
Rear differential casing




F5-2) Carter de différentiel arrière
Rear differential casing



F5-3) Différentiel arrière assemblé
Rear differential assembly



F5-4) Différentiel arrière démonté
Rear differential dismounted



Fédération internationale de l'Automobile
Chemin de Blandonnet, 2
CH-1215 GENEVE 15
Tél.: 41 22 544 44 00
Fax Sport: 41 22 544 44 50

Marque
Make FUJI

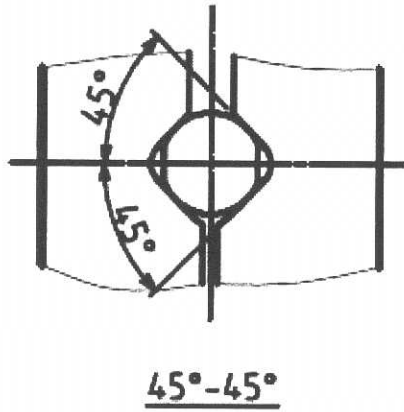
Modèle
Model GRB

Homologation N°

N-5732

JAF 公認番号 FN-087

VI-E1) Dessin des rampes du différentiel arrière avec angles
Drawing of rear differential rails with angles



COPY



7. ESSIEUX ET SUSPENSION / AXLES AND SUSPENSION

702. RESSORTS HELICOÏDAUX / HELICAL SPRINGS

a) Matériau
 Material

AVANT / FRONT	ARRIERE / REAR
STEEL	STEEL

703. RESSORTS A LAMES / LEAF SPRINGS

a) Matériau des lames principales
 Material of main leaves

a1) Matériau de lame auxiliaire
 Material of auxiliary leaf

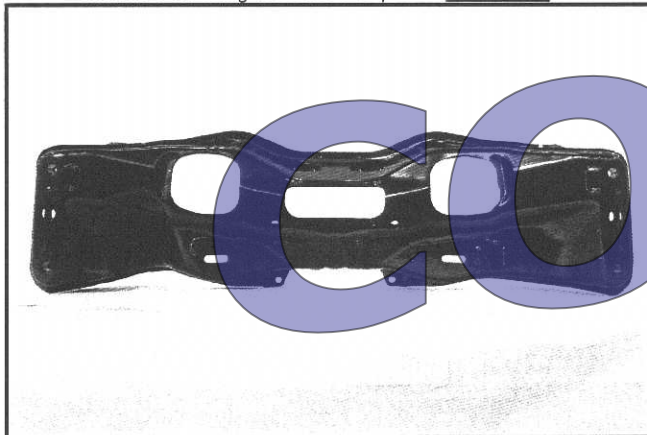
AVANT / FRONT	ARRIERE / REAR
xxx	xxx
xxx	xxx

704. BARRES DE TORSION / TORSION BARS


a) Matériau
 Material

AVANT / FRONT	ARRIERE / REAR
xxx	xxx


G2-1) Berceau de fixation des pièces d'essieu avant – déposé
 Subframe for fixing the front axle parts - dismantled




G2-2) Berceau de fixation des pièces d'essieu avant – déposé
 Subframe for fixing the front axle parts - dismantled



H2-1) Berceau de fixation des pièces d'essieu arrière – déposé
 Subframe for fixing the rear axle parts - dismantled



H2-2) Berceau de fixation des pièces d'essieu arrière – déposé
 Subframe for fixing the rear axle parts - dismantled



Marque
Make **FUJI**

Modèle
Model **GRB**

Homologation N°

N-5732

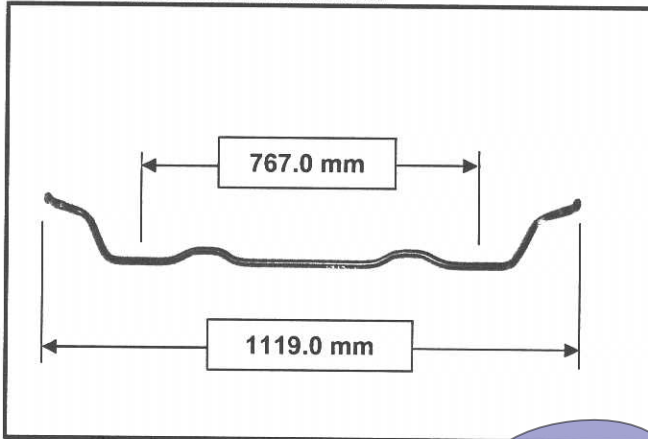
JAF 公認番号 **FN-087**

706. STABILISATEURS / STABILISERS

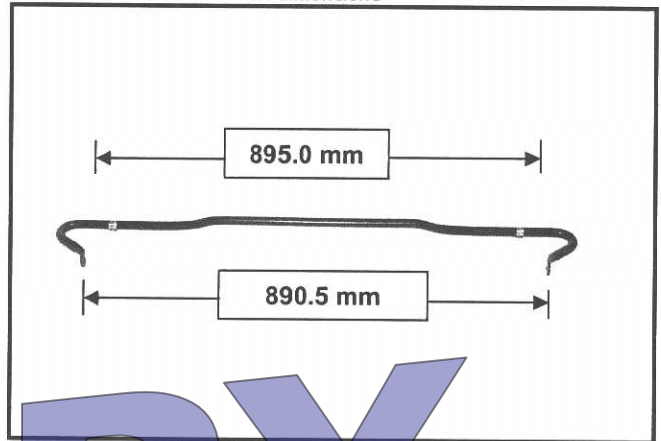
- a) Matériau
Material
- b) Longueur efficace entre paliers
Effective length between bearings
- c) Diamètre efficace (ext. x int.)
Effective diameter (ext. x int.)

AVANT / FRONT		ARRIERE / REAR	
STEEL		STEEL	
767.0	mm ± 2%	895.0	mm ± 2%
20	mm ±0.4mm	19	mm ±0.4mm

VII-F1) Stabilisateur avant avec dimensions
Front stabiliser with dimensions



VIII-F1) Stabilisateur arrière avec dimensions
Rear stabiliser with dimensions



8. TRAIN ROULANT / RUNNING GEAR

801. ROUES / WHEELS


- b) Largeur
Width

AVANT / FRONT	ARRIERE / REAR
215.9 mm	215.9 mm
8.5 inches	8.5 inches

802. ROUE DE SECOURS / SPARE WHEEL

Emplacement
Location xxx

J2-1) Roue de secours dans son emplacement
Spare wheel in its location



Marque
Make **FUJI**

Modèle
Model **GRB**


Homologation N°

N-5732

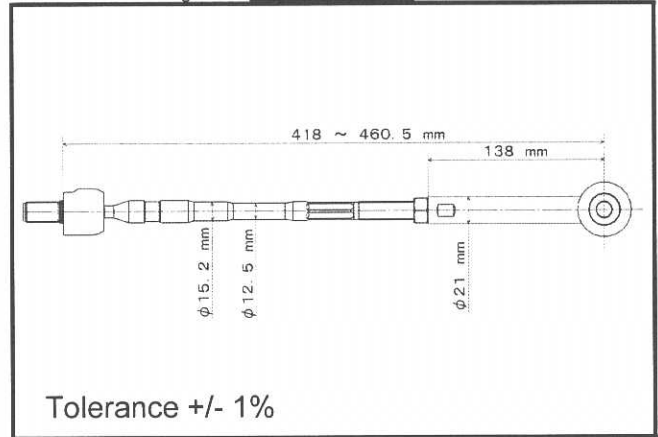
JAF 公認番号 **FN-087**

804. DIRECTION / STEERING

J9-3) Bielle de direction - déposée
Steering rod - dismounted



X-C1) Bielles de direction - dimensions caractéristiques
Steering rod - typical dimensions



9. CARROSSERIE - CHASSIS (COQUE) / BODYWORK - CHASSIS (BODYSHELL)

901. INTERIEUR / INTERIOR

b) Climatisation
Air conditioning

Oui/Yes



Non/No



902. EXTERIEUR / EXTERIOR

d) Essuie-glace arrière
Rear wiper

YES

COPY



Marque
Make **FUJI**

Modèle
Model **GRB**

Homologation N°

N-5732

JAF 公認番号 **FN-087**

INFORMATIONS COMPLEMENTAIRES / COMPLEMENTARY INFORMATION

325. Camshaft

AVCS system(Active Valve Control System)

AVCS system is designed to control the phase of cam and camspoke continuously to keep the intake and exhaust valve timing suitable for the engine condition.

326. Timing

Measuring method

Tappet (diameter 35mm) is used to measure the camlift.

5. ELECTRICAL EQUIPMENT

Engine starting switch may be push start of by key cylinder.

COPY





FEDERATION INTERNATIONALE DE L'AUTOMOBILE

Gruppe / Group

N

Homologation N°

N-5732

Extension N°

01/01 VO

FICHE D'EXTENSION D'HOMOLOGATION HOMOLOGATION EXTENSION FORM

JAF 公認番号 FN-087 VO-1/1

JAF 発効日 2010年3月1日

Homologation valable à partir du **01 AVR. 2010**
Homologation valid as from

ER Erratum / Erratum

VF Variante de fourniture / Supply variant

ET Evolution du type / Evolution of the type

VO Variante option / Option variant

VP Variante de Production / Production variant

101. CONSTRUCTEUR DU VEHICULE / MANUFACTURER OF THE VEHICLE

FUJI HEAVY INDUSTRIES LTD.

102. MODÈLE ET TYPE DE VEHICULE / MODEL AND TYPE OF THE VEHICLE

a) Modèle et type
Model and type

SUBARU IMPREZA WRX STI specC (2009) , GRB



Page or Extension	Article	Description	Photo n°
		ENGINE SUPPORT	
		Engine supports and brackets, dismantled	<u>0911301</u>
		Engine support dimensions when dismantled	<u>0911901</u>
		Position of the engine is identical to the original	
		SECONDARY AIR SYSTEM	
		Following parts are removable	
		Secondary air valve and brackets, dismantled	<u>0911302</u>
		Tube LH side, dismantled	<u>0911303</u>
		Combination valve and tube RH side, dismantled	<u>0911304</u>
		Additional parts for the engine, when removing Photo 0911302, 0911303, 0911304	<u>0911305</u>
		No modification will be made on the cylinder head when removing secondary air system except the parts shown on photo 0911305 for closing.	



Fédération Internationale de l'Automobile
Chemin de Blandonnet, 2
CH-1215 GENEVE 15
Tél. +41 22 544 44 00
Fax Sport +41 22 544 44 50

Marque
Make

FUJI

Modèle
Model

GRB

Homologation N°

N-5732

Extension N°

01/01 VO

JAF 公認番号 FN-087 VO-1/1

Page or Extension	Article	Description	Photo n°
	331	COOLING SYSTEM	—
		Radiator hose kit "Part number 45162ZR000"	<u>0911306</u>
		Radiator kit, dismantled "Part number 45119FE020"	<u>0911307</u>
		Radiator kit, mounted	<u>0911308</u>
		Radiator, dismantled - included in Photo 0911307 - Part from homologation No. A/N-5695	<u>0911309</u>
		Engine oil cooler kit, dismantled "Part number 45511ZR000"	<u>0911310</u>
		Engine oil cooler kit, mounted	<u>0911311</u>
		RESTRICTOR	—
		Restrictor & duct assembly, type 1N	<u>0911312</u>
		Disassembled parts, type 1N	<u>0911313</u>
		Elbow turbo charger kit : Part number "14459ZR010"	—
		Elbow turbo charger : Part number "14459F0J15"	—
		Restrictor : Part number "10020ZR010"	<u>0911902</u>
		Restrictor & duct assembly, type 2N	<u>0911314</u>
		Disassembled parts, type 2N	<u>0911315</u>
		Elbow turbo charger : Part number "N15/J5/016-1"	—
		Restrictor : Part number "N15/J2/016-1"	<u>0911903</u>
		Breather pipe : Part number "C2-J1-002-4"	—
		LH head pipe : Part number "C2-J3-001-2"	—
		Breather pipe : Part number "C2-J3-018-1"	—
		Crankcase breather pipe : Part number "C2-J1-002-4"	—
		Dump valve recirculation pipe : Part number "N14-J5-009"	—
		Modification of intake manifold for Photo 0911314, 0911315	<u>0911316</u>
		Modification of intake manifold adaptor for Photo 0911314, 0911315	<u>0911317</u>
	602	CLUTCH	—
		Clutch cover outside view	<u>0911318</u>
		Clutch cover inside view	<u>0911319</u>
	603	GEAR BOX	—
	d)	Type and location of control	—
		Gear shift link	<u>0911320</u>
	e)	Ratios	—
		Teeth Ratios	—
		1 40/12 3.333	—
		2 31/13 2.385	—
		3 28/16 1.750	—
		4 24/18 1.333	—
		5 26/25 1.040	—
		R (26/12)×(41/26) 3.417	—

COPY



Fédération Internationale de l'Automobile
Chemin de Blandonnet, 2
CH-1215 GENEVE 15
Tel.: 41 22 544 44 00
Fax Sport: 41 22 544 44 50

Marque
Make **FUJI**

Modèle
Model **GRB**

Homologation N°

N-5732

Extension N°

01/01 VO

JAF 公認番号 FN-087 VO-1/1

Page or Extension	Article	Description	Photo n°
	603	GEARBOX	—
	h)	Oil cooler	—
		Oil cooler kit, dismantled	<u>0911321</u>
		Oil cooler kit, mounted	<u>0911322</u>
		Gearbox case modification for connecting oil cooler kit	<u>0911323</u>
		Gearbox case modification for connecting oil cooler kit	<u>0911324</u>
		Gearbox case modification and additional parts for connecting oil cooler kit	<u>0911325</u>
		Gearbox case modification and additional parts for connecting oil cooler kit	<u>0911326</u>
	604	TRANSFER	—
		Ratios : 1.000	—
		Teeth : 31/31	—
	605	FINAL DRIVE	—
		Teeth Ratios	—
		Front 39/11 3.545	—
	d)	Type of differential limitation	—
		Front LSD, dismantled	<u>0911327</u>
		Front LSD, disassembled	<u>0911328</u>
		Front LSD cam angle	<u>0911904</u>
		Rear LSD, dismantled	<u>0911329</u>
		Rear LSD, disassembled	<u>0911330</u>
		Rear LSD cam angle	<u>0911905</u>
	f)	Rear differential oil cooler	<u>0911331</u>
	606	SHAFTS	—
		Front transversal half shafts, type 1NF - Part number "28321ZR010"	<u>0911332</u>
		Front transversal half shafts, type 1NF	<u>0911906</u>
		Rear transversal half shafts, type 1NR - Part number "28421ZR010"	<u>0911333</u>
		Rear transversal half shafts, type 1NR	<u>0911907</u>

COPY



Fédération Internationale de l'Automobile
Chemin de Blandonnet, 2
CH-1215 GENEVE 15
Tel.: 41 22 544 44 00
Fax Sport: 41 22 544 44 50

Marque
Make **FUJI**

Modèle
Model **GRB**

Homologation N°

N-5732

Extension N°

01/01 VO

JAF 公認番号 FN-087 VO-1/1

Page or Extension	Article	Description	Photo n°
	701	SUSPENSION	
		Front top mount plate, view 1	<u>0911334</u>
		Front top mount plate, view 2	<u>0911335</u>
		Front top mount plate The position (X,Y,Z) of the series articulation points are identical to the original	<u>0911908</u>
		Rear top mount plate, view 1	<u>0911336</u>
		Rear top mount plate, view 2	<u>0911337</u>
		Rear top mount plate The position (X,Y,Z) of the series articulation points are identical to the original	<u>0911909</u>
		Modification for front upright	<u>0911910</u>
		Modification for rear upright	<u>0911911</u>
		Front lower arm mounting	<u>0911338</u>
	706	STABILISER	
		Front stabiliser, effective diameter $18 \pm 0.4\text{mm}$: Part number "20410ZR000"	<u>0911339</u>
		Front stabiliser, effective diameter $21 \pm 0.4\text{mm}$: Part number "20401SC100"	<u>0911340</u>
		Rear stabiliser, effective diameter $16 \pm 0.4\text{mm}$: Part number "20451SC010"	<u>0911341</u>
		Rear stabiliser, effective diameter $20 \pm 0.4\text{mm}$: Part number "20410ZR200"	<u>0911342</u>
	803	BRAKES	
	c)	Brake servo	
		Master cylinder spacer and push rod assembled, dismounted	<u>0911343</u>
		Master cylinder spacer : Part number "26402ZR000"	
		Push rod for right hand drive car : Part number "26402ZR010" only use with "26402ZR000"	
		Push rod for left hand drive car : Part number "26402ZR020" only use with "26402ZR000"	
		Master cylinder spacer	<u>0911912</u>
		Braking regulator, dismounted	<u>0911344</u>
		Braking regulator with standard parking brake system	<u>0911913</u>
		Braking regulator with hydraulic parking brake system	<u>0911914</u>



Fédération Internationale de l'Automobile
Chemin de Blandonnet, 8
CH-1215 GENEVE 15

Tél.: 41 22 544 44 00

Fax Sport: 41 22 544 44 50

Marque
Make **FUJI**

Modèle
Model **GRB**

Homologation N°

N-5732

Extension N°

01/01 VO

JAF 公認番号 FN-087 VO-1/1

Page or Extension	Article	Description	Photo n°
	803	BRAKES	—
	h)	Parking brake	—
	h1)	Control system : Hydraulic (Optional with original cables as a standard)	—
		Parking brake, dismantled, type-1, right hand side	0911345
		Parking brake, mounted, type-1, right hand side	0911346
		Parking brake, dismantled, type-1, left hand side	0911347
		Parking brake, mounted, type-1, left hand side	0911348
		Parking brake, dismantled, type-2	0911349
		Parking brake, mounted, type-2	0911350
		Hydraulic parking brake control system	0911915
		RACING BRAKE PARTS	—
		Front caliper, 1NF	0911351
		Front disc, type 1NF-T	0911352
		Front brake kit, type 1NF-T	0911353
		Front disc, type 2NF-G	0911354
		Front brake kit, type 2NF-G	0911355
		Front guard	0911356
		Rear caliper, 1NR	0911357
		Rear disc, type 1NR	0911358
		Rear brake kit, type 1NR	0911359
		Rear brake kit, type 2NR	0911360
		Rear guard	0911361
		BRAKE DISC AND CALIPER, KIT - derived from different series production and it must be used in its entirety	—
		Front brake kit : Part number "26100ZR020"	0911362
		Front brake caliper - (included in Photo 0911362)	0911366
		Front brake disc - (included in Photo 0911362)	0911366
		Rear brake kit : Part number "26100ZR030"	0911363
		Rear brake caliper mounting bracket - (included in Photo 0911363)	0911364
		Rear brake back plate - (included in Photo 0911363)	0911365
		Rear brake caliper - (included in Photo 0911363)	0911367
		Rear brake disc - (included in Photo 0911363)	0911367
		Braking regulator valve, view 1	0911368
		Braking regulator valve, view 2	0911369
		Original homologation No. A-5652 / Model and type : SUBARU IMPREZA WRX (E), GDA	—

COPY



Fédération Internationale de l'Automobile
Chemin de Blandonnet, 2
CH-1215 GENEVE 15
Tél: 41 22 544 44 00
Fax Sport: 41 22 544 44 50

Marque
Make **FUJI**

Modèle
Model **GRB**

Homologation N°

N-5732

Extension N°

01/01 VO

JAF 公認番号 FN-087 VO-1/1

Page or Extension	Article	Description	Photo n°
	804	STEERING Oil cooler	<u>0911370</u>
	901	INTERIOR Seat mounting bracket, Left hand drive - Left hand side	<u>0911371</u>
		Seat mounting bracket, Left hand drive - Right hand side	<u>0911372</u>
		Seat mounting tube, Right hand drive - Left hand side Tube diameter : 38mm / Tube thickness : 1.2mm	<u>0911373</u>
		Tube diameter : 38mm / Tube thickness : 2.0mm	
		Seat mounting tube, Right hand drive - Right hand side Tube diameter : 38mm / Tube thickness : 1.2mm	<u>0911374</u>
		Tube diameter : 38mm / Tube thickness : 2.0mm	
		Seat mounting tube, Left hand drive - Left hand side Tube diameter : 38mm / Tube thickness : 1.2mm	<u>0911375</u>
		Tube diameter : 38mm / Tube thickness : 2.0mm	
		Tube diameter : 40mm / Tube thickness : 2.0mm	
		Seat mounting tube, Left hand drive - Right hand side Tube diameter : 38mm / Tube thickness : 1.2mm	<u>0911376</u>
		Tube diameter : 38mm / Tube thickness : 2.0mm	
		Tube diameter : 40mm / Tube thickness : 2.0mm	
		Central console, dismantled	<u>0911377</u>
		Central console, mounted May be modified when mounting photo 0911345, 0911346, 0911347, 0911348, 0911349, 0911350	<u>0911378</u>
	902	EXTERIOR Roof ventilator	<u>0911379</u>
		Roof ventilator	<u>0911916</u>
	3	ENGINE	
	334	TURBO CHARGING	
		INTERCOOLER WATER SPRAY SYSTEM	
		Intercooler spray kit	<u>0911380</u>
		Water tank mounting type 1 - behind the seat, LH - Brackets may vary	<u>0911381</u>
		Water tank mounting type 2 - behind the seat, RH - Brackets may vary	<u>0911382</u>
		Water tank mounting type 3 - beside rear door, LH - Brackets may vary	<u>0911383</u>
		Water tank mounting type 4 - beside rear door, RH - Brackets may vary	<u>0911384</u>
		Intercooler water spray system System is not connected to the ECU / System will replace the original system Only pure water may be used	<u>0911917</u>

COPY



Marque
Make **FUJI**

Modèle
Model **GRB**

Homologation N°


N-5732

Extension N°


01/01 VO

JAF 公認番号 FN-087 VO-1/1


0911301)




0911302)




0911303)




0911304)



0911305)



0911306)



Marque
Make **FUJI**

Modèle
Model **GRB**

Homologation N°


N-5732

Extension N°


01/01 VO

JAF 公認番号 FN-087 VO-1/1


0911307)



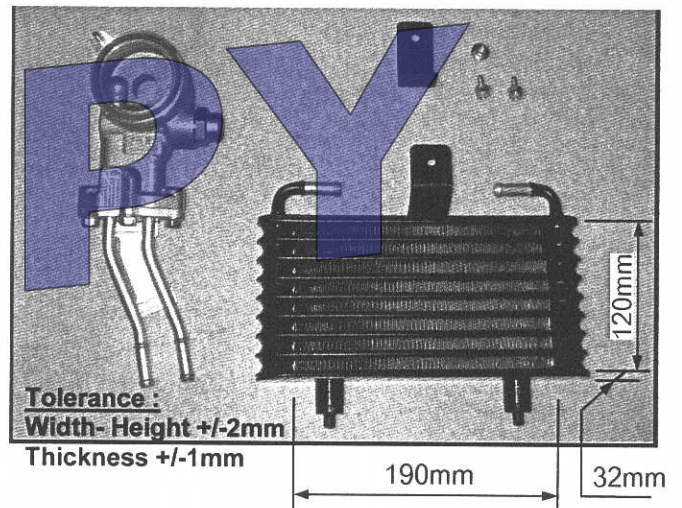
0911308)




0911309)




0911310)



0911311)



0911312)



IA - All rights reserved

8/33

Fédération Internationale de l'Automobile
Chemin de Blandonnet, 2
CH-1215 GENEVE 15
Tél.: 41 22 544 44 000 - 19.10.2009
Fax Sport: 41 22 544 44 50

Marque
Make **FUJI**

Modèle
Model **GRB**

Homologation N°

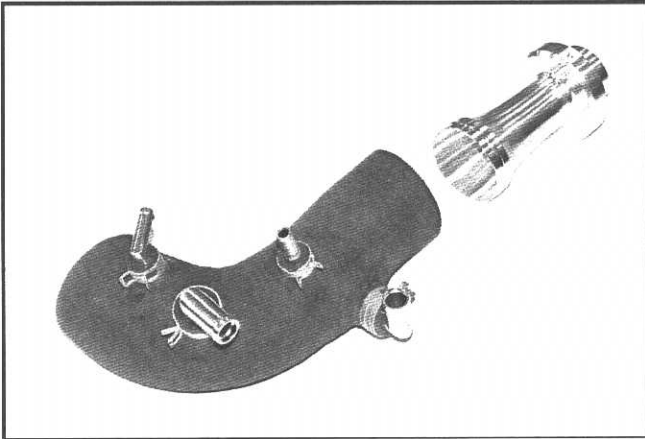
N-5732

Extension N°

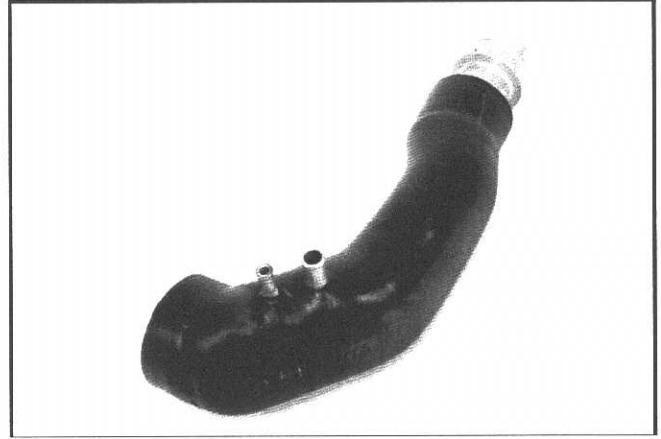
01/01 VO

JAF 公認番号 FN-087 VO-1/1

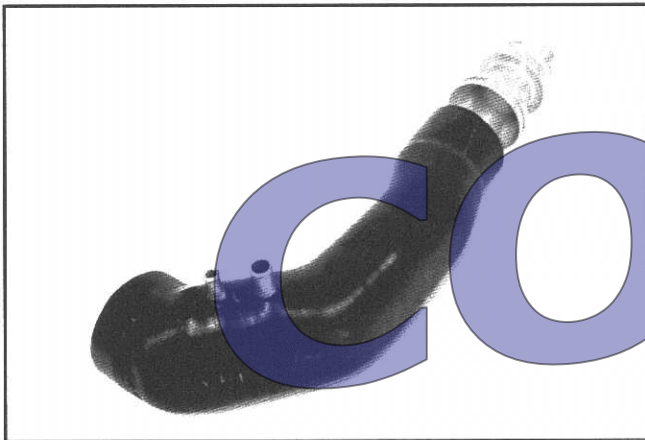
0911313)




0911314)




0911315)




0911316)



0911317)



0911318)



Marque
Make **FUJI**

Modèle
Model **GRB**

Homologation N°


N-5732

Extension N°


01/01 VO

JAF 公認番号 FN-087 VO-1/1


0911319)




0911320)




0911321)




0911322)



0911323)



0911324)



Marque **FUJI**
Make

Modèle **GRB**
Model

Homologation N°


N-5732

Extension N°


01/01 VO

JAF 公認番号 FN-087 VO-1/1


0911325)




0911326)




0911327)




0911328)



0911329)



0911330)



Marque
Make **FUJI**

Modèle
Model **GRB**

Homologation N°


N-5732

Extension N°

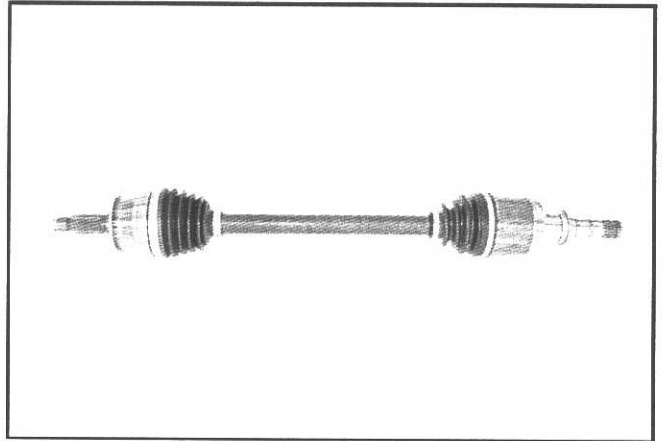
01/01 VO

JAF 公認番号 FN-087 VO-1/1

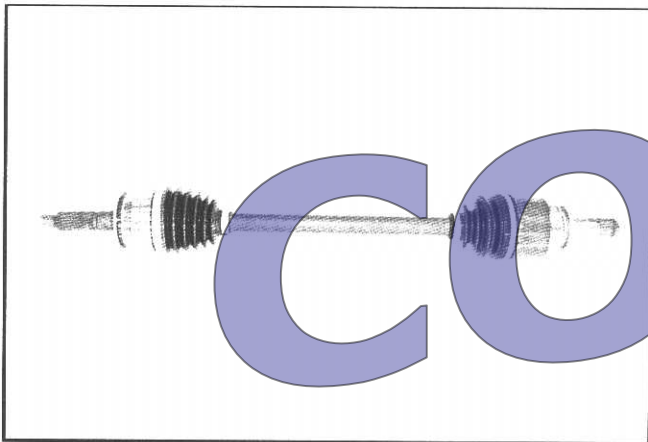
0911331)




0911332)



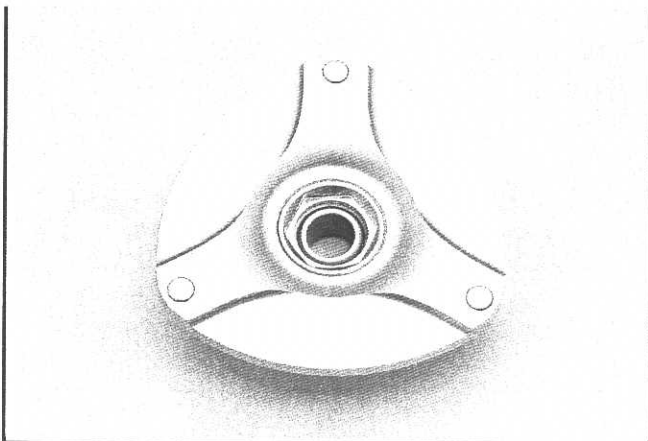
0911333)



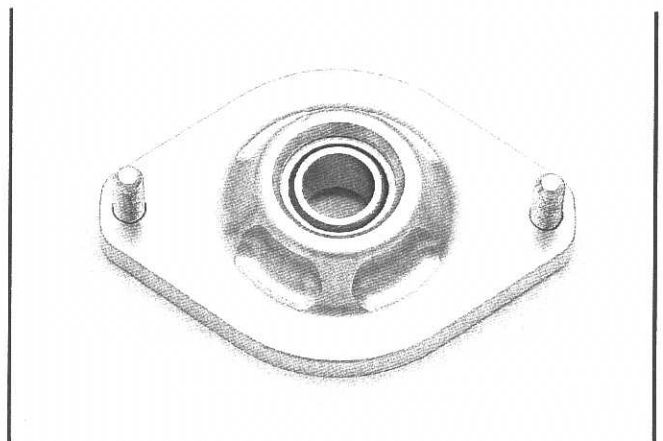
0911334)



0911335)



0911336)



Marque
Make **FUJI**

Modèle
Model **GRB**

Homologation N°

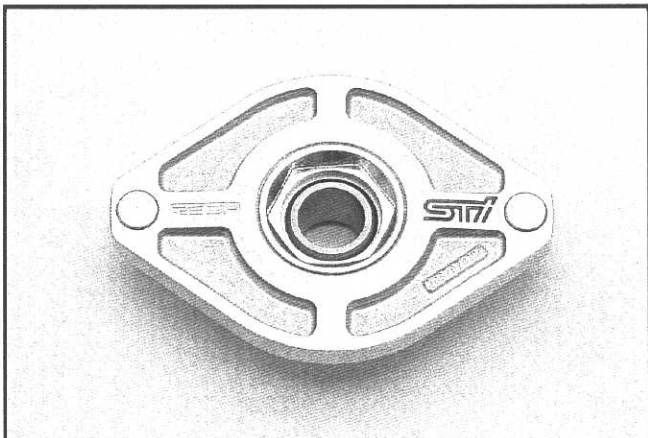
N-5732

Extension N°


01/01 VO

JAF 公認番号 **FN-087 VO-1/1**


0911337)




0911338)




0911339)




0911340)



0911341)



0911342)



Marque
Make **FUJI**

Modèle
Model **GRB**

Homologation N°


N-5732

Extension N°


01/01 VO

JAF 公認番号 FN-087 VO-1/1

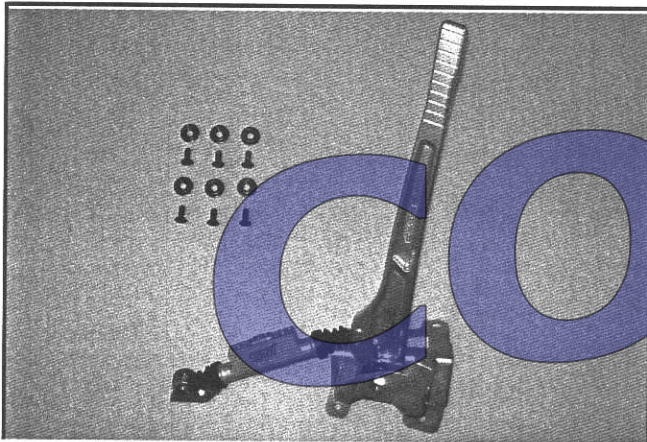
0911343)




0911344)



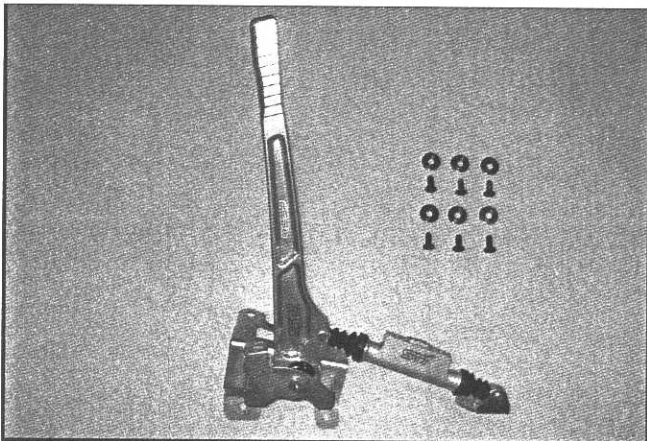
0911345)




0911346)



0911347)



0911348)



Marque
Make **FUJI**


Modèle
Model **GRB**

Homologation N°
N-5732


Extension N°
01/01 VO

JAF 公認番号 **FN-087 VO-1/1**

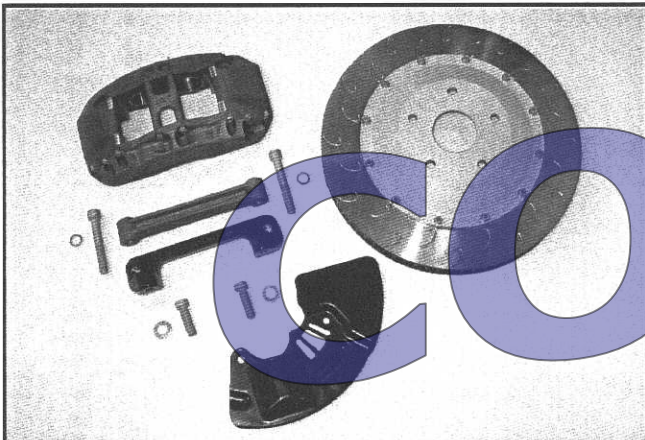
0911349)



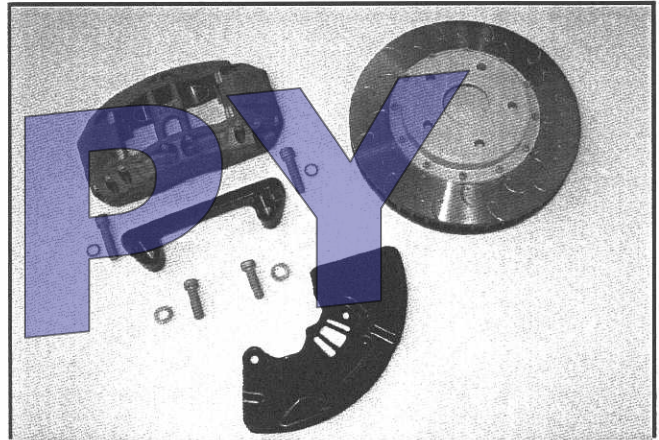
0911350)




0911353)




0911355)



0911356)



0911359)



Marque
Make **FUJI**

Modèle
Model **GRB**

Homologation N°


N-5732

Extension N°


01/01 VO

JAF 公認番号 FN-087 VO-1/1


0911360)




0911361)




0911362)




0911363)



0911364)



0911365)



Marque
Make **FUJI**

Modèle
Model **GRB**

Homologation N°


N-5732

Extension N°


01/01 VO

JAF 公認番号 FN-087 VO-1/1


0911368)




0911369)




0911370)




0911371)



0911372)



0911373)



Marque
Make **FUJI**

Modèle
Model **GRB**

Homologation N°


N-5732

Extension N°


01/01 VO

JAF 公認番号 FN-087 VO-1/1


0911374)




0911375)




0911376)




0911377)



0911378)



0911379)



Marque
Make **FUJI**



Modèle
Model **GRB**

Homologation N°
N-5732


Extension N°
01/01 VO

JAF 公認番号 FN-087 VO-1/1


0911380)




0911381)




0911382)



0911383)



0911384)



Fédération Internationale de l'Automobile
Chemin de Blandonnet, 2
CH-1215 GENEVE 15
Tél.: 41 22 544 44 00
Fax Sport: 41 22 544 44 50
V00 - 19.10.2009

Marque
Make **FUJI**

Modèle
Model **GRB**

Homologation N°

N-5732

Extension N°

01/01 VO

JAF 公認番号 FN-087 VO-1/1

803. FREINS / BRAKES

e) Nombre de cylindres par roue
Number of cylinders per wheel

e1) Alésage
Bore

g) Freins à disques / Disc brakes

g1) Nombre de plaquettes par roue
Number of pads per wheel

g2) Nombre d'étriers par roue
Number of calipers per wheel

g3) Matériau des étriers
Caliper material

g4) Epaisseur du disque neuf
Thickness of new disc

g5) Diamètre extérieur du disque
External diameter of disc

g6) Diamètre extérieur de frottement des plaquettes
External diameter of pads'rubbing surface

g7) Diamètre intérieur de frottement des plaquettes
Internal diameter of pads'rubbing surface

g8) Longueur de friction hors-tout de chaque plaquette
Overall friction length of each pad

g9) Disques ventilés
Ventilated discs

AVANT / FRONT		ARRIERE / REAR	
4		4	
34.93 / 41.28	± 0.1 mm	26.99 / 34.00	± 0.1 mm

AVANT / FRONT		ARRIERE / REAR	
2		2	
1		1	
ALUMINIUM ALLOY		ALUMINIUM ALLOY	
xxx	±1 mm	xxx	±1 mm
xxx	±1.5 mm	xxx	±1.5 mm
xxx	±1.5 mm	xxx	±1.5 mm
xxx	±1.5 mm	xxx	±1.5 mm
131.3	±1.5 mm	113.5	±1.5 mm
Oui/Yes <input type="checkbox"/>	Non/No <input type="checkbox"/>	Oui/Yes <input type="checkbox"/>	Non/No <input type="checkbox"/>


0911351)

Avant / Front



0911357)

Arrière / Rear



Marque
Make **FUJI**

Modèle
Model **GRB**

Homologation N°

N-5732

Extension N°

01/01 VO

JAF 公認番号 FN-087 VO-1/1

803. FREINS / BRAKES

e) Nombre de cylindres par roue
Number of cylinders per wheel

e1) Alésage
Bore

g) Freins à disques / Disc brakes

g1) Nombre de plaquettes par roue
Number of pads per wheel

g2) Nombre d'étriers par roue
Number of calipers per wheel

g3) Matériau des étriers
Caliper material

g4) Epaisseur du disque neuf
Thickness of new disc

g5) Diamètre extérieur du disque
External diameter of disc

g6) Diamètre extérieur de frottement des plaquettes
External diameter of pads'rubbing surface

g7) Diamètre intérieur de frottement des plaquettes
Internal diameter of pads'rubbing surface

g8) Longueur de friction hors-tout de chaque plaquette
Overall friction length of each pad

g9) Disques ventilés
Ventilated discs

AVANT / FRONT		ARRIERE / REAR	
xxx	xxx	xxx	xxx
xxx	± 0.1 mm	xxx	± 0.1 mm



xxx	xxx	xxx	xxx
xxx	xxx	xxx	xxx
xxx	xxx	xxx	xxx
32	±1 mm	27	±1 mm
355	±1.5 mm	285	±1.5 mm
355	±1.5 mm	285	±1.5 mm
255	±1.5 mm	197	±1.5 mm
xxx	±1.5 mm	xxx	±1.5 mm
<input checked="" type="checkbox"/> Oui/Yes	<input type="checkbox"/> Non/No	<input checked="" type="checkbox"/> Oui/Yes	<input type="checkbox"/> Non/No

0911352)

Avant / Front

0911358)

Arrière / Rear



Marque
Make

FUJI

Modèle
Model

GRB

Homologation N°

N-5732

Extension N°

01/01 VO

JAF 公認番号 FN-087 VO-1/1

803. FREINS / BRAKES

e) Nombre de cylindres par roue
Number of cylinders per wheel

e1) Alésage
Bore

g) Freins à disques / Disc brakes

g1) Nombre de plaquettes par roue
Number of pads per wheel

g2) Nombre d'étriers par roue
Number of calipers per wheel

g3) Matériau des étriers
Caliper material

g4) Epaisseur du disque neuf
Thickness of new disc

g5) Diamètre extérieur du disque
External diameter of disc

g6) Diamètre extérieur de frottement des plaquettes
External diameter of pads'rubbing surface

g7) Diamètre intérieur de frottement des plaquettes
Internal diameter of pads'rubbing surface


g8) Longueur de friction hors-tout de chaque plaquette
Overall friction length of each pad

g9) Disques ventilés
Ventilated discs

AVANT / FRONT		ARRIERE / REAR	
xxx		xxx	
xxx	± 0.1 mm	xxx	± 0.1 mm

AVANT / FRONT		ARRIERE / REAR	
xxx		xxx	
xxx		xxx	
xxx		xxx	
32	±1 mm	xxx	±1 mm
295	±1.5 mm	xxx	±1.5 mm
295	±1.5 mm	xxx	±1.5 mm
193.4	±1.5 mm	xxx	±1.5 mm
xxx	±1.5 mm	xxx	±1.5 mm
<input checked="" type="checkbox"/> Oui/Yes	<input type="checkbox"/> Non/No	<input type="checkbox"/> Oui/Yes	<input type="checkbox"/> Non/No
Avant / Front		Arrière / Rear	

0911354)



Marque
Make **FUJI**

Modèle
Model **GRB**

Homologation N°

N-5732

Extension N°

01/01 VO

JAF 公認番号 **FN-087 VO-1/1**

803. FREINS / BRAKES

e) Nombre de cylindres par roue
Number of cylinders per wheel

e1) Alésage
Bore

g) Freins à disques / Disc brakes

g1) Nombre de plaquettes par roue
Number of pads per wheel

g2) Nombre d'étriers par roue
Number of calipers per wheel

g3) Matériau des étriers
Caliper material

g4) Epaisseur du disque neuf
Thickness of new disc

g5) Diamètre extérieur du disque
External diameter of disc

g6) Diamètre extérieur de frottement des plaquettes
External diameter of pads'rubbing surface

g7) Diamètre intérieur de frottement des plaquettes
Internal diameter of pads'rubbing surface

g8) Longueur de friction hors-tout de chaque plaquette
Overall friction length of each pad

g9) Disques ventilés
Ventilated discs

AVANT / FRONT		ARRIERE / REAR	
4		2	
40.4	± 0.2 mm	38.0	± 0.2 mm



AVANT / FRONT		ARRIERE / REAR	
2		2	
1		1	
STEEL		ALUMINIUM ALLOY	
24	±1 mm	18	±1 mm
294	±1.5 mm	290	±1.5 mm
292	±1.5 mm	288	±1.5 mm
197	±1.5 mm	216	±1.5 mm
116	±1.5 mm	71.8	±1.5 mm
<input checked="" type="checkbox"/> Oui/Yes	<input type="checkbox"/> Non/No	<input checked="" type="checkbox"/> Oui/Yes	<input type="checkbox"/> Non/No

0911366)

Avant / Front

0911367)

Arrière / Rear



Marque
Make

FUJI

Modèle
Model

GRB

Homologation N°

N-5732

Extension N°

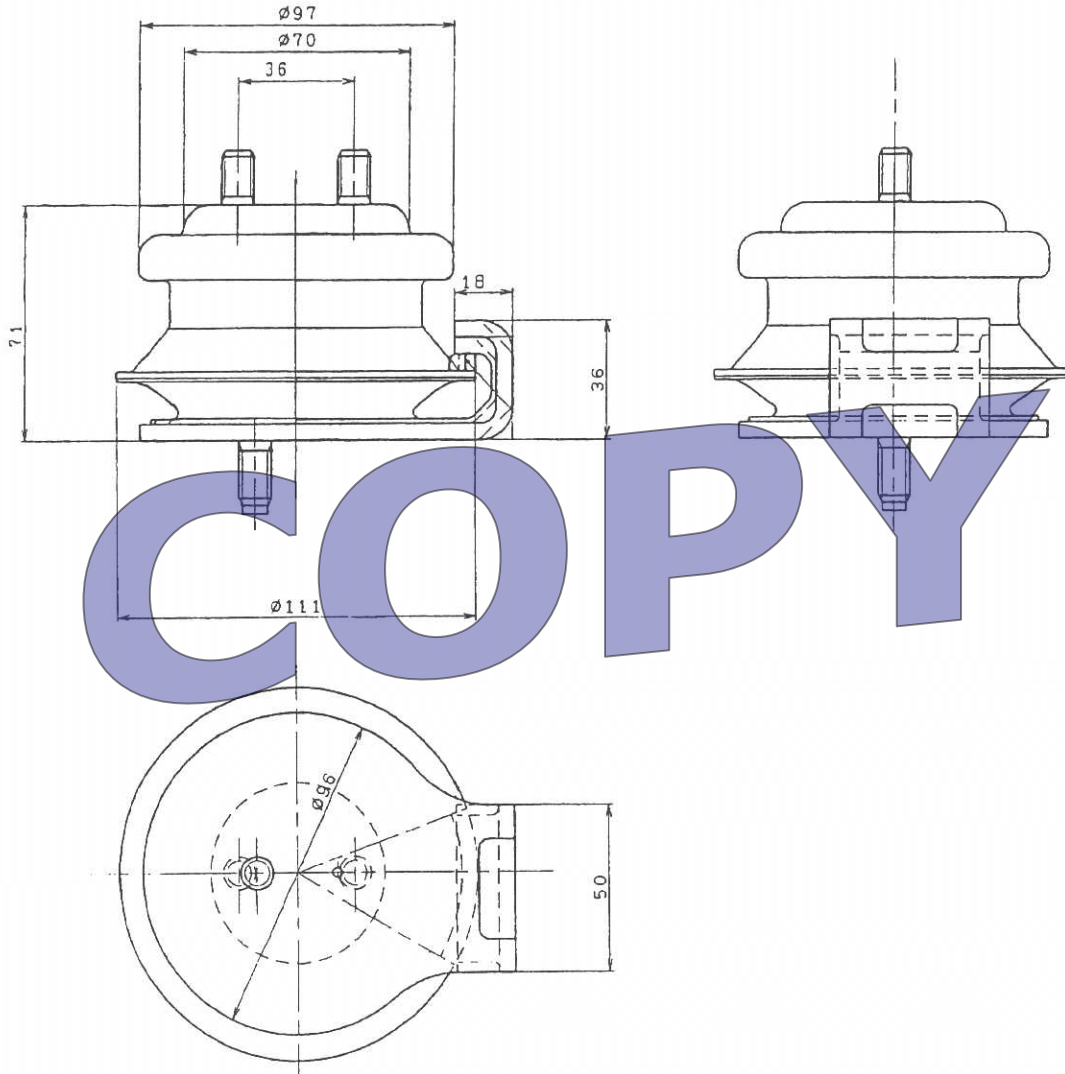
01/01 VO

JAF 公認番号 FN-087 VO-1/1

n°
Description
Photo n°

0911901) Engine support dimensions when dismounted

tolerance±2%



Fédération Internationale de l'Automobile

Chemin de Blandonnet, 2

CH-1215 GENEVE 15

Tel.: 41 22 544 44 00

Fax Sport: 41 22 544 44 60

Marque
Make **FUJI**

Modèle
Model **GRB**

Homologation N°

N-5732

Extension N°

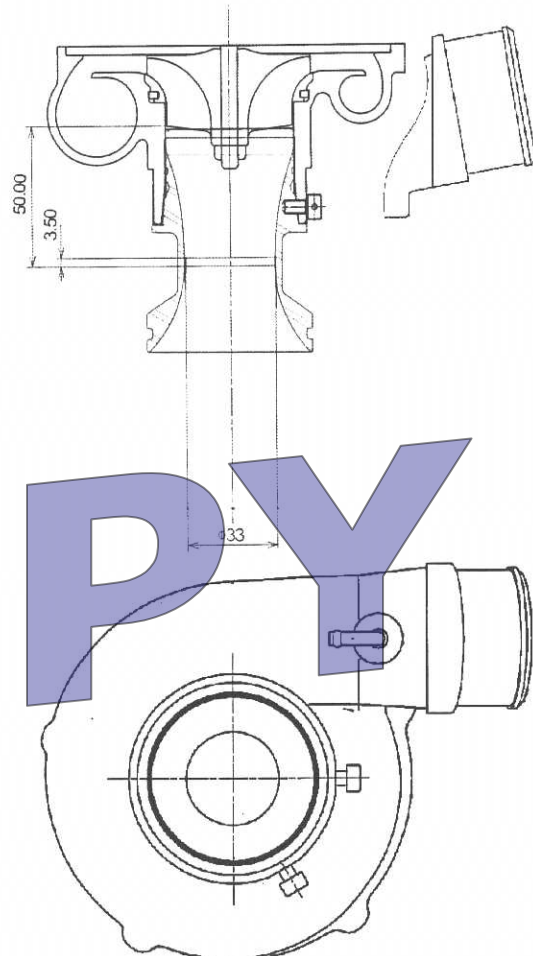
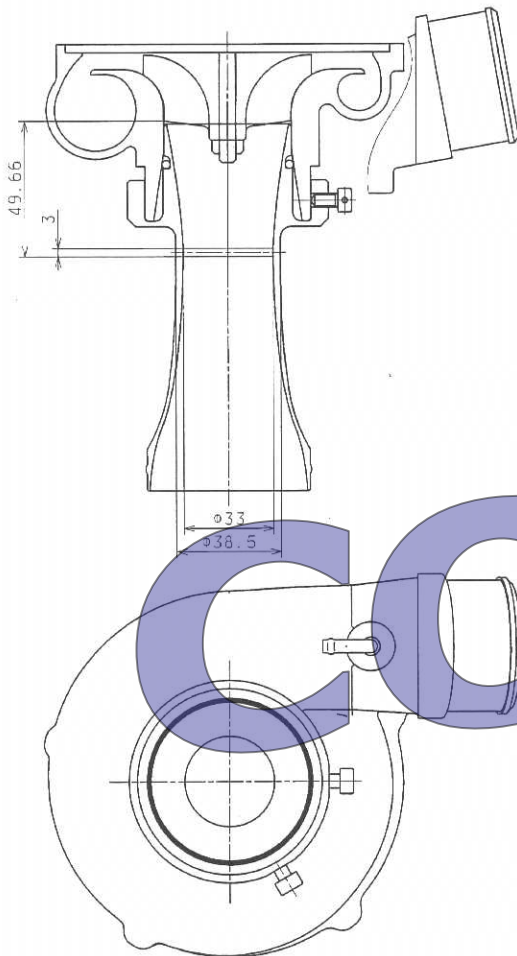
01/01 VO

JAF 公認番号 **FN-087 VO-1/1**

n°
Description
Photo n°

0911902) Drawing with restrictor

0911903) Drawing with restrictor



Tolerance on dimensions : +/-0.3 mm except for dimensions given by article 254



Fédération Internationale de l'Automobile
Chemin de Blandonnet, 2
CH-1215 GENEVE 15
Tel.: 41 22 544 44 00
Fax Sport: 41 22 544 44 50

Marque
Make

FUJI

Modèle
Model

GRB

Homologation N°

N-5732

Extension N°

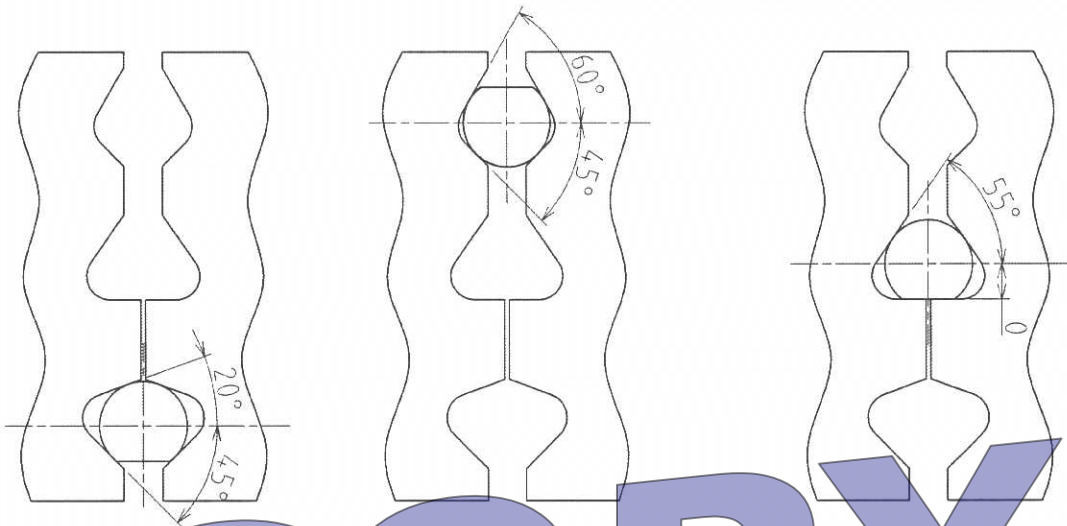
01/01 VO

JAF 公認番号 FN-087 VO-1/1

Description

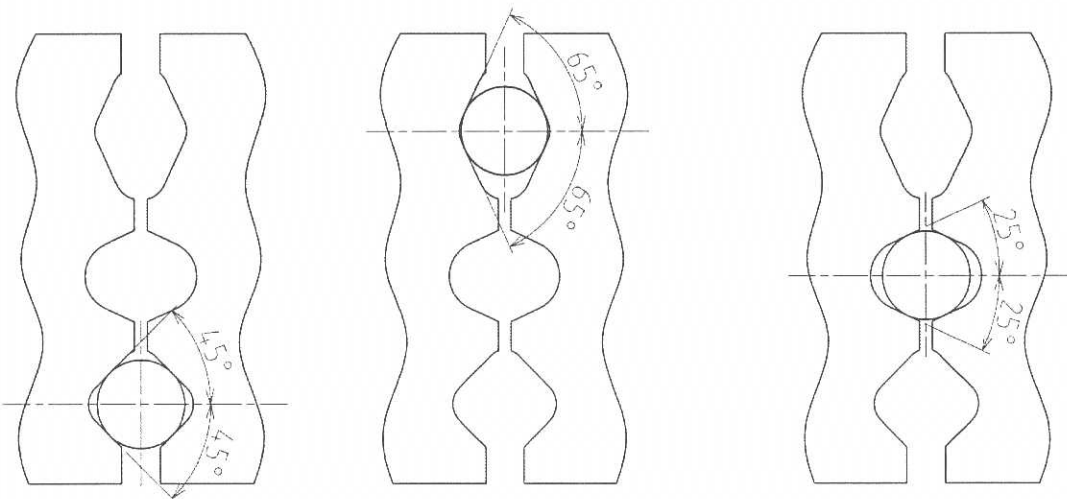
0911904) Front LSD cam angle

tolerance±1%



0911905) Rear LSD cam angle

tolerance±1%



Fédération Internationale de l'Automobile
Chemin de Blandonnet, 2
CH-1215 GENEVE 15
Tel: 41 22 544 44 00
Fax Sport: 41 22 544 44 50

Marque
Make **FUJI**

Modèle
Model **GRB**

Homologation N°

N-5732

Extension N°

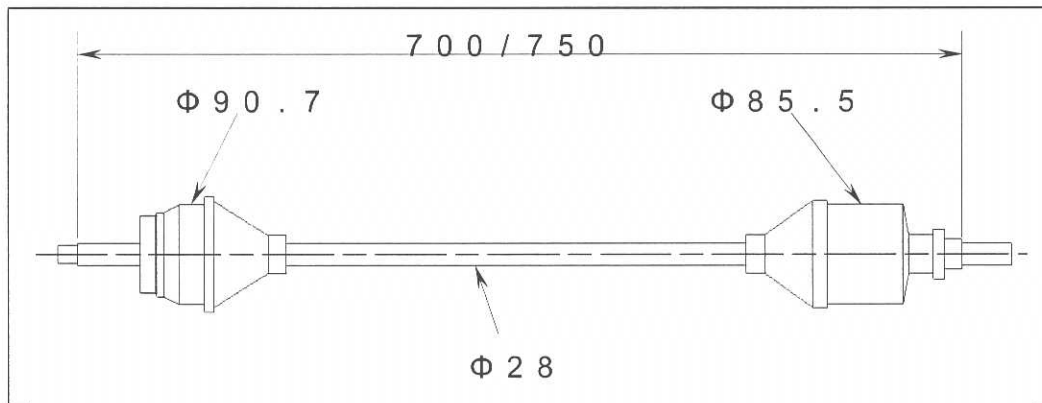
01/01 VO

JAF 公認番号 **FN-087 VO-1/1**

Description

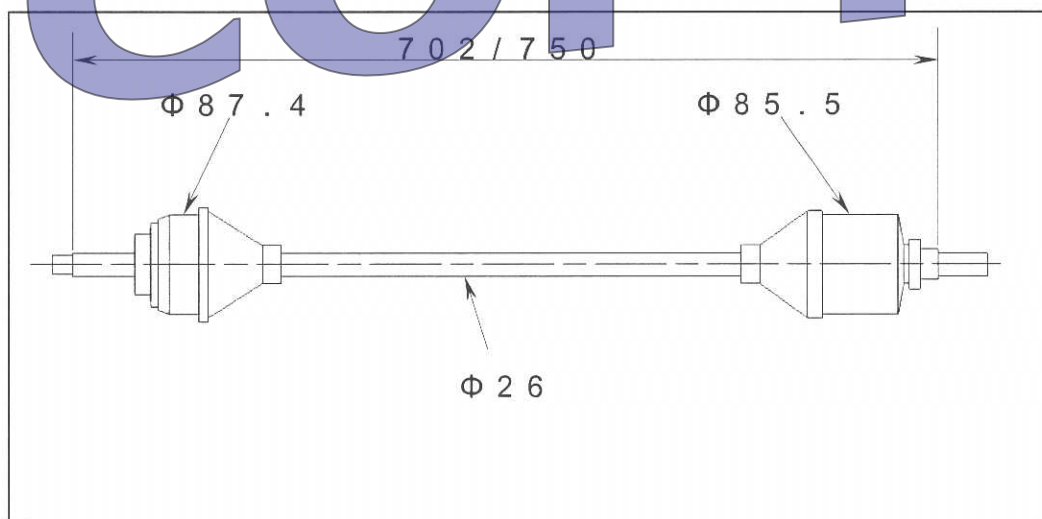
0911906) Front transversal half-axles, type 1NF

tolerance±1%



0911907) Rear transversal half-axles, type 1NR

tolerance±1%



COPY



Fédération Internationale de l'Automobile
Chemin de Blandonnet, 2
CH-1215 GENEVE 15
Tél.: 41 22 544 44 00
Fax Sport: 41 22 544 44 50

Marque
Make **FUJI**

Modèle
Model **GRB**

Homologation N°

N-5732

Extension N°

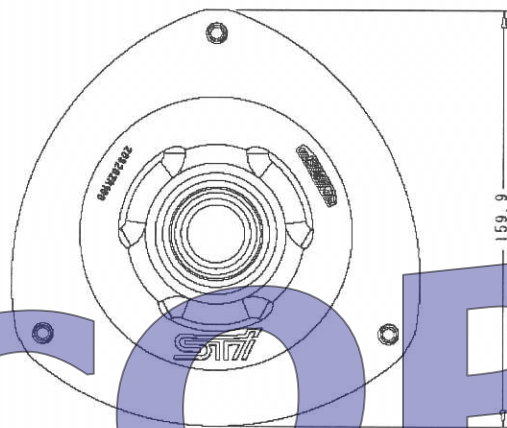
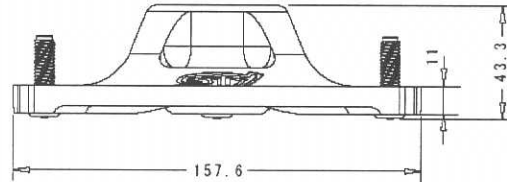
01/01 VO

JAF 公認番号 FN-087 VO-1/1

Description

0911908) Suspension, Front top mount plate

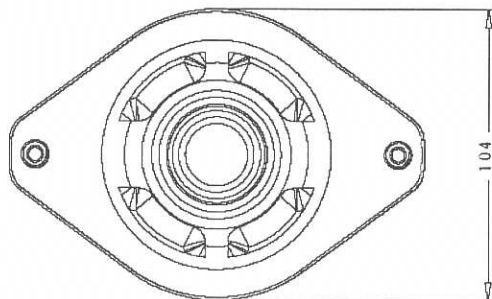
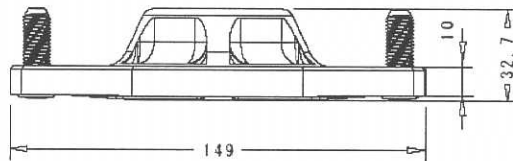
tolerance±0.4mm



COPY

0911909) Suspension, Rear top mount plate

tolerance±0.4mm



Fédération Internationale de l'Automobile

Chemin de Blandonnet, 2

CH-1215 GENEVE 15

Tel.: 41 22 544 44 00

Fax Sport: 41 22 544 44 50

Marque
Make **FUJI**

Modèle
Model **GRB**

Homologation N°

N-5732

Extension N°

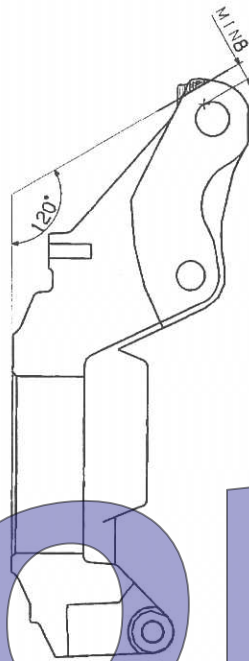
01/01 VO

JAF 公認番号 **FN-087 VO-1/1**

Description

0911910) Modification of front upright

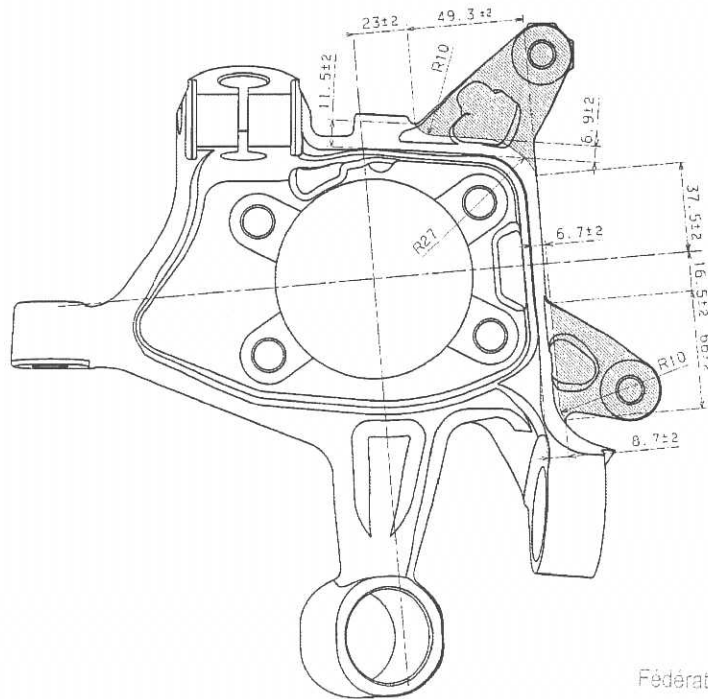
tolerance $\pm 1\%$



COPY

0911911) Modification of rear upright

tolerance $\pm 1\%$ unless otherwise mentioned



Fédération Internationale de l'Automobile
Chemin de Blandonnet, 2
CH-1215 GENEVE 15
Tel.: 41 22 544 44 00
Fax Sport: 41 22 544 44 50

Marque
Make **FUJI**

Modèle
Model **GRB**

Homologation N°

N-5732

Extension N°

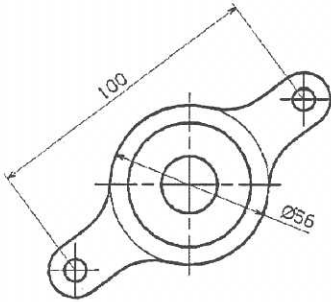
01/01 VO

JAF 公認番号 FN-087 VO-1/1

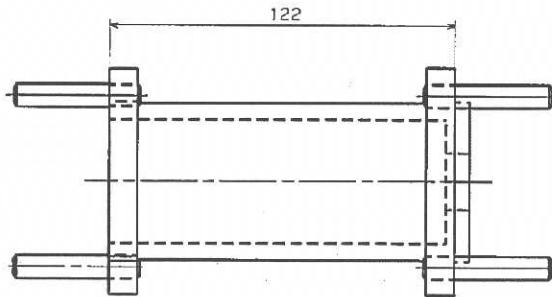
Description

0911912) Master cylinder spacer

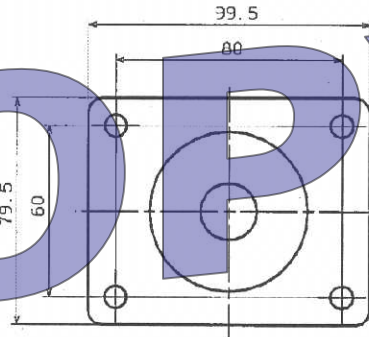
Tolerance +/-0.3mm



Tolerance +/-0.5mm



Tolerance +/-0.3mm



COPY



Fédération Internationale de l'Automobile
Chemin de Blandonnet, 2
CH-1215 GENEVE 15
Tel.: 41 22 544 44 00
Fax Sport: 41 22 544 44 50

Marque
Make **FUJI**

Modèle
Model **GRB**

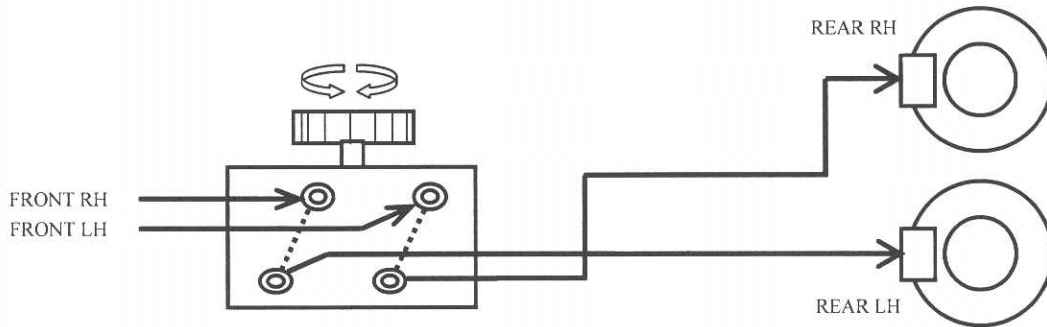
Homologation N°
N-5732

Extension N°
01/01 VO

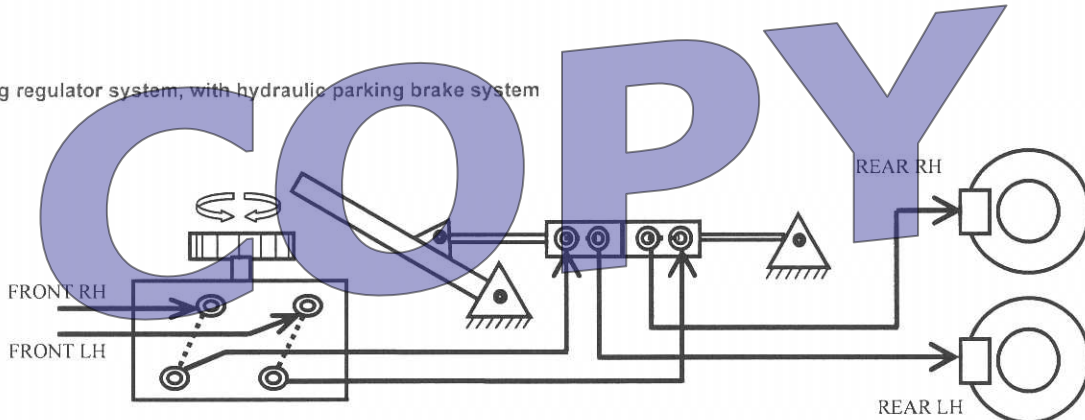
JAF 公認番号 FN-087 VO-1/1

Description

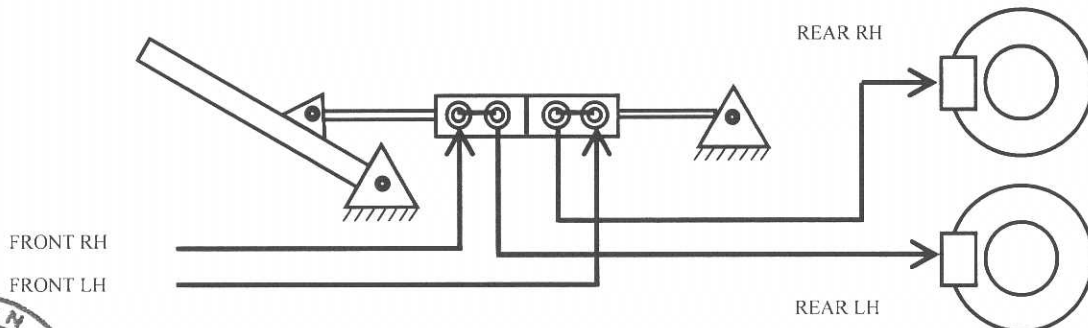
0911913) Braking regulator with standard parking brake system



0911914) Braking regulator system, with hydraulic parking brake system



0911915) Hydraulic parking brake control system



Fédération Internationale de l'Automobile
Chemin de Blandonnet, 2
CH-1215 GENEVE 15
Tel.: 41 22 544 44 00
Fax Sport: 41 22 544 44 50



Marque
Make

FUJI

Modèle
Model

GRB

Homologation N°

N-5732

Extension N°

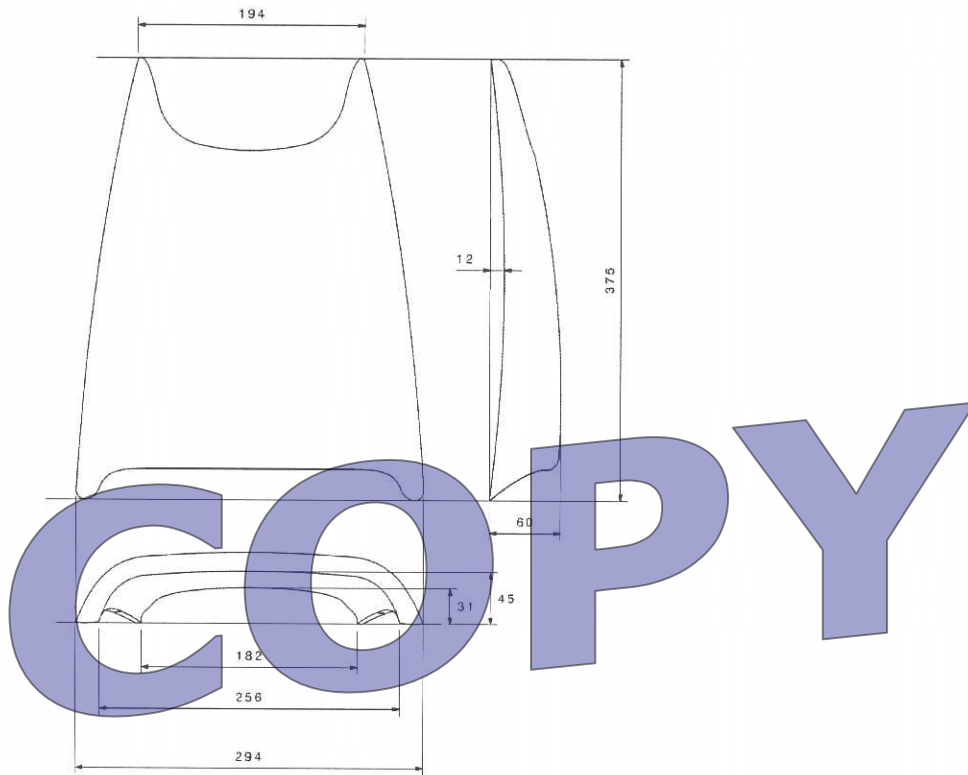
01/01 VO

JAF 公認番号 FN-087 VO-1/1

Description

0911916) Roof ventilator

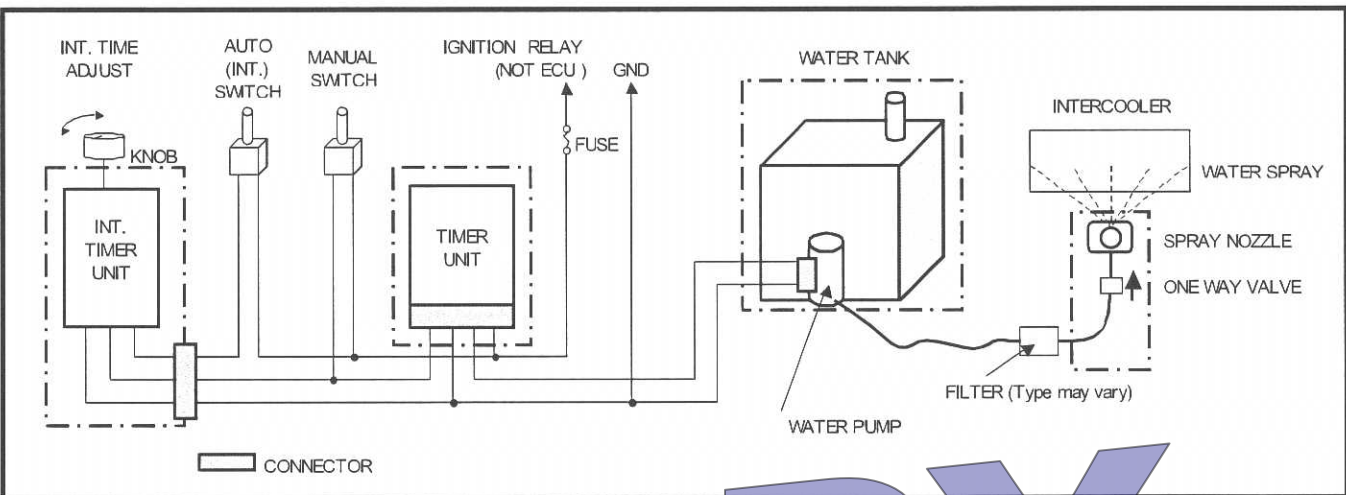
tolerance $\pm 5\%$



Fédération Internationale de l'Automobile
Chemin de Blandonnet, 2
CH-1215 GENEVE 15
Tel.: 41 22 544 44 00
Fax Sport: 41 22 544 44 50

Description

0911917) Intercooler spray system



The parts included in the kit

- INT. TIMER UNIT
- TIMER UNIT
- CONNECTOR FOR THE TIMER UNIT
- WATER TANK (Tank Capacity 12.6± 1Litre)
- WATER PUMP
- CONNECTOR FOR THE WATER PUMP
- ONEWAY VALVE with HOSE
- SPLAY NOZZLE

COPY



Fédération Internationale de l'Automobile
Chemin de Blandonnet, 2
CH-1215 GENEVE 15
Tel: 41 22 544 44 00
Fax Sport: 41 22 544 44 50

Marque
Make **FUJI**

Modèle
Model **GRB**

Homologation N°






N-5732

Extension N°

02/02 VO

JAF 公認番号 **FN-087 VO-2/2**

1002311)



Marque
Make **FUJI**

Modèle
Model **GRB**

Homologation N°

N-5732

Extension N°

03/03 VO

JAF 公認番号 FN-087 VO-3/3

Page or Extension	Article	Description																																																																																																																																																																																																								
		Removable unused supports List 1																																																																																																																																																																																																								
		<table border="1"> <thead> <tr> <th>Photo No.</th> <th>PART NAME</th> <th>PART No.</th> <th>FOR</th> <th>MASS(kg)</th> </tr> </thead> <tbody> <tr> <td>0911401 1 / 2</td> <td>BRKT OUT TEMP</td> <td>53051FE000</td> <td>Temperature sensor</td> <td>0.024</td> </tr> <tr> <td>0911402 1 / 2</td> <td>BRKT AB SNSR LH</td> <td>53051FG030</td> <td>Air bag sensor</td> <td>0.042</td> </tr> <tr> <td>0911403 1 / 2</td> <td>BRKT AB SNSR RH</td> <td>53051FG020</td> <td>Air bag sensor</td> <td>0.042</td> </tr> <tr> <td>0911404_1</td> <td>BRKT INPN CTR CP & BRKT CP EVAPO</td> <td>-</td> <td>Floor carpet & Air conditioner</td> <td>-</td> </tr> <tr> <td>0911404_2</td> <td>BRKT INPN CTR CP</td> <td>52730TC040</td> <td>Floor carpet</td> <td>0.024</td> </tr> <tr> <td>0911404_3</td> <td>BRKT CP EVAPO</td> <td>52230AG090</td> <td>Air conditioner</td> <td>0.01</td> </tr> <tr> <td>0911405 1 / 2</td> <td>BRKT CP BLOWER (LHside)</td> <td>52230AG130</td> <td>Air conditioner</td> <td>0.01</td> </tr> <tr> <td>0911406 1 / 2</td> <td>BRKT CP BLOWER (RHside)</td> <td>52230AG130</td> <td>Air conditioner</td> <td>0.01</td> </tr> <tr> <td>0911407 1 / 2</td> <td>BRKT FOOT REST CP RHD</td> <td>52230AG170</td> <td>Foot rest</td> <td>0.044</td> </tr> <tr> <td>0911408 1 / 2</td> <td>BRKT MAP LAMP</td> <td>53720FG010</td> <td>Map lamp</td> <td>0.122</td> </tr> <tr> <td>0911409_1 / 2</td> <td>PLATE ANCHOR CP LH</td> <td>52135AG160</td> <td>Rear seat belts</td> <td>0.29</td> </tr> <tr> <td></td> <td>PLATE ANCHOR CP RH</td> <td>52135AG060</td> <td>Rear seat belts</td> <td>0.29</td> </tr> <tr> <td>0911410_1</td> <td>HOOK TIE DOWN R (LHside)</td> <td>57801FG000</td> <td>Tie down</td> <td>0.26</td> </tr> <tr> <td>0911410_2</td> <td>HOOK TIE DOWN R (RHside)</td> <td>57801FG000</td> <td>Tie down</td> <td>0.26</td> </tr> <tr> <td>0911410_3</td> <td>HOOK TIE DOWN R (LHside & RHside)</td> <td>-</td> <td>Tie down</td> <td>-</td> </tr> <tr> <td>0911411 1 / 2</td> <td>BRKT PUMP CP</td> <td>52152SC000</td> <td>For different model</td> <td>0.148</td> </tr> <tr> <td>0911412 1 / 2</td> <td>BRKT WATER TANK</td> <td>52152FG170</td> <td>I/C water tank</td> <td>0.322</td> </tr> <tr> <td>0911413 1 / 2</td> <td>BRKT CANISTER</td> <td>52152FG020</td> <td>Canister</td> <td>0.064</td> </tr> <tr> <td>0911414_1</td> <td>REINF SP TIRE CP</td> <td>-</td> <td>Canister</td> <td>-</td> </tr> <tr> <td>0911414_2</td> <td>REINF SP TIRE CP</td> <td>52143FG000</td> <td>Canister</td> <td>0.424</td> </tr> <tr> <td>0911415 1 / 2</td> <td>PATCH CRSMBR B CP</td> <td>52136AG210</td> <td>Rear seat</td> <td>0.036</td> </tr> <tr> <td>0911416_1</td> <td>BRKT ECU B (LHside)</td> <td>53230TC180</td> <td>Inner trims</td> <td>0.012</td> </tr> <tr> <td>0911416_2</td> <td>BRKT ECU B (RHside)</td> <td>53230TC180</td> <td>Inner trims</td> <td>0.012</td> </tr> <tr> <td>0911416_3</td> <td>BRKT ECU B (RHside & LHside)</td> <td>-</td> <td>Inner trims</td> <td>-</td> </tr> <tr> <td>0911417 1 / 2</td> <td>REINF RETRACTER</td> <td>51572FG100</td> <td>Rear seat belts</td> <td>0.036</td> </tr> <tr> <td>0911418_1</td> <td>BRKT TRIM R QTR (RHside)</td> <td>51562FG040</td> <td>Inner trims</td> <td>0.038</td> </tr> <tr> <td>0911418_2</td> <td>BRKT TRIM R QTR (LHside)</td> <td>51562FG040</td> <td>Inner trims</td> <td>0.038</td> </tr> <tr> <td>0911418_3</td> <td>BRKT TRIM R QTR (RHside & LHside)</td> <td>-</td> <td>Inner trims</td> <td>-</td> </tr> <tr> <td>0911419_1</td> <td>BRKT MUF A + HOOK MUF CTR & BRKT MUF B + HOOK MUF B (LHside)</td> <td>-</td> <td>Exhaust pipe</td> <td>-</td> </tr> <tr> <td>0911419_2</td> <td>BRKT MUF A (LHside)</td> <td>52153FG001</td> <td>Exhaust pipe</td> <td>0.108</td> </tr> <tr> <td></td> <td>HOOK MUF CTR (LHside)</td> <td>52148AE000</td> <td></td> <td></td> </tr> <tr> <td>0911419_3</td> <td>BRKT MUF B (LHside)</td> <td>52153FG030</td> <td>Exhaust pipe</td> <td>0.138</td> </tr> <tr> <td></td> <td>HOOK MUF B (LHside)</td> <td>52148FG010</td> <td></td> <td></td> </tr> <tr> <td>0911420_1</td> <td>BRKT MUF A + HOOK MUF CTR & BRKT MUF B + HOOK MUF B (RHside)</td> <td>-</td> <td>Exhaust pipe</td> <td>-</td> </tr> <tr> <td>0911420_2</td> <td>BRKT MUF A (RHside)</td> <td>52153FG001</td> <td>Exhaust pipe</td> <td>0.108</td> </tr> <tr> <td></td> <td>HOOK MUF CTR (RHside)</td> <td>52148AE000</td> <td></td> <td></td> </tr> <tr> <td>0911420_3</td> <td>BRKT MUF B (RHside)</td> <td>52153FG020</td> <td>Exhaust pipe</td> <td>0.138</td> </tr> <tr> <td></td> <td>HOOK MUF B (RHside)</td> <td>52148FG010</td> <td></td> <td></td> </tr> <tr> <td></td> <td></td> <td>SUB TOTAL</td> <td></td> <td>3.05</td> </tr> </tbody> </table>	Photo No.	PART NAME	PART No.	FOR	MASS(kg)	0911401 1 / 2	BRKT OUT TEMP	53051FE000	Temperature sensor	0.024	0911402 1 / 2	BRKT AB SNSR LH	53051FG030	Air bag sensor	0.042	0911403 1 / 2	BRKT AB SNSR RH	53051FG020	Air bag sensor	0.042	0911404_1	BRKT INPN CTR CP & BRKT CP EVAPO	-	Floor carpet & Air conditioner	-	0911404_2	BRKT INPN CTR CP	52730TC040	Floor carpet	0.024	0911404_3	BRKT CP EVAPO	52230AG090	Air conditioner	0.01	0911405 1 / 2	BRKT CP BLOWER (LHside)	52230AG130	Air conditioner	0.01	0911406 1 / 2	BRKT CP BLOWER (RHside)	52230AG130	Air conditioner	0.01	0911407 1 / 2	BRKT FOOT REST CP RHD	52230AG170	Foot rest	0.044	0911408 1 / 2	BRKT MAP LAMP	53720FG010	Map lamp	0.122	0911409_1 / 2	PLATE ANCHOR CP LH	52135AG160	Rear seat belts	0.29		PLATE ANCHOR CP RH	52135AG060	Rear seat belts	0.29	0911410_1	HOOK TIE DOWN R (LHside)	57801FG000	Tie down	0.26	0911410_2	HOOK TIE DOWN R (RHside)	57801FG000	Tie down	0.26	0911410_3	HOOK TIE DOWN R (LHside & RHside)	-	Tie down	-	0911411 1 / 2	BRKT PUMP CP	52152SC000	For different model	0.148	0911412 1 / 2	BRKT WATER TANK	52152FG170	I/C water tank	0.322	0911413 1 / 2	BRKT CANISTER	52152FG020	Canister	0.064	0911414_1	REINF SP TIRE CP	-	Canister	-	0911414_2	REINF SP TIRE CP	52143FG000	Canister	0.424	0911415 1 / 2	PATCH CRSMBR B CP	52136AG210	Rear seat	0.036	0911416_1	BRKT ECU B (LHside)	53230TC180	Inner trims	0.012	0911416_2	BRKT ECU B (RHside)	53230TC180	Inner trims	0.012	0911416_3	BRKT ECU B (RHside & LHside)	-	Inner trims	-	0911417 1 / 2	REINF RETRACTER	51572FG100	Rear seat belts	0.036	0911418_1	BRKT TRIM R QTR (RHside)	51562FG040	Inner trims	0.038	0911418_2	BRKT TRIM R QTR (LHside)	51562FG040	Inner trims	0.038	0911418_3	BRKT TRIM R QTR (RHside & LHside)	-	Inner trims	-	0911419_1	BRKT MUF A + HOOK MUF CTR & BRKT MUF B + HOOK MUF B (LHside)	-	Exhaust pipe	-	0911419_2	BRKT MUF A (LHside)	52153FG001	Exhaust pipe	0.108		HOOK MUF CTR (LHside)	52148AE000			0911419_3	BRKT MUF B (LHside)	52153FG030	Exhaust pipe	0.138		HOOK MUF B (LHside)	52148FG010			0911420_1	BRKT MUF A + HOOK MUF CTR & BRKT MUF B + HOOK MUF B (RHside)	-	Exhaust pipe	-	0911420_2	BRKT MUF A (RHside)	52153FG001	Exhaust pipe	0.108		HOOK MUF CTR (RHside)	52148AE000			0911420_3	BRKT MUF B (RHside)	52153FG020	Exhaust pipe	0.138		HOOK MUF B (RHside)	52148FG010					SUB TOTAL		3.05
Photo No.	PART NAME	PART No.	FOR	MASS(kg)																																																																																																																																																																																																						
0911401 1 / 2	BRKT OUT TEMP	53051FE000	Temperature sensor	0.024																																																																																																																																																																																																						
0911402 1 / 2	BRKT AB SNSR LH	53051FG030	Air bag sensor	0.042																																																																																																																																																																																																						
0911403 1 / 2	BRKT AB SNSR RH	53051FG020	Air bag sensor	0.042																																																																																																																																																																																																						
0911404_1	BRKT INPN CTR CP & BRKT CP EVAPO	-	Floor carpet & Air conditioner	-																																																																																																																																																																																																						
0911404_2	BRKT INPN CTR CP	52730TC040	Floor carpet	0.024																																																																																																																																																																																																						
0911404_3	BRKT CP EVAPO	52230AG090	Air conditioner	0.01																																																																																																																																																																																																						
0911405 1 / 2	BRKT CP BLOWER (LHside)	52230AG130	Air conditioner	0.01																																																																																																																																																																																																						
0911406 1 / 2	BRKT CP BLOWER (RHside)	52230AG130	Air conditioner	0.01																																																																																																																																																																																																						
0911407 1 / 2	BRKT FOOT REST CP RHD	52230AG170	Foot rest	0.044																																																																																																																																																																																																						
0911408 1 / 2	BRKT MAP LAMP	53720FG010	Map lamp	0.122																																																																																																																																																																																																						
0911409_1 / 2	PLATE ANCHOR CP LH	52135AG160	Rear seat belts	0.29																																																																																																																																																																																																						
	PLATE ANCHOR CP RH	52135AG060	Rear seat belts	0.29																																																																																																																																																																																																						
0911410_1	HOOK TIE DOWN R (LHside)	57801FG000	Tie down	0.26																																																																																																																																																																																																						
0911410_2	HOOK TIE DOWN R (RHside)	57801FG000	Tie down	0.26																																																																																																																																																																																																						
0911410_3	HOOK TIE DOWN R (LHside & RHside)	-	Tie down	-																																																																																																																																																																																																						
0911411 1 / 2	BRKT PUMP CP	52152SC000	For different model	0.148																																																																																																																																																																																																						
0911412 1 / 2	BRKT WATER TANK	52152FG170	I/C water tank	0.322																																																																																																																																																																																																						
0911413 1 / 2	BRKT CANISTER	52152FG020	Canister	0.064																																																																																																																																																																																																						
0911414_1	REINF SP TIRE CP	-	Canister	-																																																																																																																																																																																																						
0911414_2	REINF SP TIRE CP	52143FG000	Canister	0.424																																																																																																																																																																																																						
0911415 1 / 2	PATCH CRSMBR B CP	52136AG210	Rear seat	0.036																																																																																																																																																																																																						
0911416_1	BRKT ECU B (LHside)	53230TC180	Inner trims	0.012																																																																																																																																																																																																						
0911416_2	BRKT ECU B (RHside)	53230TC180	Inner trims	0.012																																																																																																																																																																																																						
0911416_3	BRKT ECU B (RHside & LHside)	-	Inner trims	-																																																																																																																																																																																																						
0911417 1 / 2	REINF RETRACTER	51572FG100	Rear seat belts	0.036																																																																																																																																																																																																						
0911418_1	BRKT TRIM R QTR (RHside)	51562FG040	Inner trims	0.038																																																																																																																																																																																																						
0911418_2	BRKT TRIM R QTR (LHside)	51562FG040	Inner trims	0.038																																																																																																																																																																																																						
0911418_3	BRKT TRIM R QTR (RHside & LHside)	-	Inner trims	-																																																																																																																																																																																																						
0911419_1	BRKT MUF A + HOOK MUF CTR & BRKT MUF B + HOOK MUF B (LHside)	-	Exhaust pipe	-																																																																																																																																																																																																						
0911419_2	BRKT MUF A (LHside)	52153FG001	Exhaust pipe	0.108																																																																																																																																																																																																						
	HOOK MUF CTR (LHside)	52148AE000																																																																																																																																																																																																								
0911419_3	BRKT MUF B (LHside)	52153FG030	Exhaust pipe	0.138																																																																																																																																																																																																						
	HOOK MUF B (LHside)	52148FG010																																																																																																																																																																																																								
0911420_1	BRKT MUF A + HOOK MUF CTR & BRKT MUF B + HOOK MUF B (RHside)	-	Exhaust pipe	-																																																																																																																																																																																																						
0911420_2	BRKT MUF A (RHside)	52153FG001	Exhaust pipe	0.108																																																																																																																																																																																																						
	HOOK MUF CTR (RHside)	52148AE000																																																																																																																																																																																																								
0911420_3	BRKT MUF B (RHside)	52153FG020	Exhaust pipe	0.138																																																																																																																																																																																																						
	HOOK MUF B (RHside)	52148FG010																																																																																																																																																																																																								
		SUB TOTAL		3.05																																																																																																																																																																																																						



Fédération Internationale de l'Automobile
Chemin de Blandonnet, 2
CH-1215 GENEVE 15
Tel.: 41 22 544 44 00
Fax Sport: 41 22 544 41 50

Marque
Make

FUJI

Modèle
Model

GRB

Homologation N°

N-5732

Extension N°

03/03 VO

JAF 公認番号 FN-087 VO-3/3

Page or Extension	Article	Description																																																																																																																																																																																										
		Removable unused supports																																																																																																																																																																																										
		List 2																																																																																																																																																																																										
		<table border="1"> <thead> <tr> <th>Photo No</th> <th>PART NAME</th> <th>PART No</th> <th>FOR</th> <th>MASS (kg)</th> </tr> </thead> <tbody> <tr> <td>0911421_1 / 2 / 3</td> <td>HOOK TIE DOWN</td> <td>51681AG000</td> <td>TIE DOWN</td> <td>(0.237kgx 2) 0.474</td> </tr> <tr> <td>0911422_1 / 2</td> <td>COVER COMPL T/ B RHD</td> <td>52240AG000</td> <td>NOISE & HEAT PROTECTION</td> <td>0.507</td> </tr> <tr> <td>0911423_1 / 3</td> <td>STAY CP COWL SD LH</td> <td>50866FG050</td> <td rowspan="4">SUPPORT</td> <td>0.408</td> </tr> <tr> <td>0911423_1 / 3</td> <td>PILOT BOLT</td> <td>-010110200</td> <td>(0.020kgx 4) 0.080</td> </tr> <tr> <td>0911423_2 / 3</td> <td>STAY CP COWL SD RH</td> <td>50866FG040</td> <td>0.404</td> </tr> <tr> <td>0911423_2 / 3</td> <td>PILOT BOLT</td> <td>-010110200</td> <td>(0.020kgx 4) 0.080</td> </tr> <tr> <td>0911424_1 / 2</td> <td>PLATE COMPL</td> <td>35038AG081</td> <td>RUBBER BOOTS</td> <td>0.387</td> </tr> <tr> <td>0911425_1 / 2</td> <td>CROSS MBR F/ S F C LH</td> <td>52140AG181</td> <td rowspan="4">SEAT MOUNTING (It may be removed only when replaced by welded seat mountings)</td> <td>0.924</td> </tr> <tr> <td>0911425_1 / 2</td> <td>CROSS MBR FS R CP LH</td> <td>52140AG210</td> <td>0.764</td> </tr> <tr> <td>0911426_1 / 2</td> <td>CROSS MBR F/ S F C RH</td> <td>52140AG161</td> <td>0.926</td> </tr> <tr> <td>0911426_1 / 2</td> <td>CROSS MBR FS R CP RH</td> <td>52140AG200</td> <td>0.762</td> </tr> <tr> <td>0911427_1 / 2</td> <td>BRACE A</td> <td>53701FG010</td> <td>SUPPORT</td> <td>0.238</td> </tr> <tr> <td>0911427_1 / 2</td> <td>BRACE B</td> <td>53701FG020</td> <td>SUPPORT</td> <td>0.234</td> </tr> <tr> <td>0911428_1 / 3</td> <td>BRKT HARNESS LH</td> <td>52152AG030</td> <td rowspan="2">WIRING HARNESS</td> <td>0.064</td> </tr> <tr> <td>0911428_2 / 3</td> <td>BRKT HARNESS RH</td> <td>52152AG020</td> <td>0.064</td> </tr> <tr> <td>0911428_1 / 2 / 3</td> <td>FLANGE BOLT</td> <td>- 10108160</td> <td rowspan="2">SENSOR</td> <td>(0.012kgx 4) 0.048</td> </tr> <tr> <td>0911429_1 / 2</td> <td>BRKT SENSOR</td> <td>20172FG100</td> <td>0.066</td> </tr> <tr> <td>0911430_1 / 3</td> <td>PLR COMPL CTR IN LH</td> <td>51530FG010</td> <td rowspan="2">SEAT BELT (It may be Removed only when the original seat belt is replaced by FIA homologated type)</td> <td>0.044</td> </tr> <tr> <td>0911430_2 / 3</td> <td>PLR COMPL CTR IN RH</td> <td>51530FG000</td> <td>0.046</td> </tr> <tr> <td>0911431_1 / 2</td> <td>BRKT H/ B CABLE</td> <td>52153AG380</td> <td rowspan="3">HAND BRAKE CABLE (It may be Removed only when the original parking brake system is replaced by FIA homologated hydraulic parking brake)</td> <td>0.022</td> </tr> <tr> <td>0911432_1 / 3</td> <td>BRKT HAND B CBL R LH</td> <td>52152FG120</td> <td>0.042</td> </tr> <tr> <td>0911432_2 / 3</td> <td>BRKT HAND B CBL R RH</td> <td>52152FG110</td> <td>0.042</td> </tr> <tr> <td>0911433_1 / 2</td> <td>COVER CANISTER LH</td> <td>42054FG010</td> <td rowspan="4">CANISTER COVER</td> <td>1.324</td> </tr> <tr> <td>0911433_1 / 2</td> <td>COVER CANISTER RH</td> <td>42054FG000</td> <td>1.484</td> </tr> <tr> <td>0911433_1 / 2</td> <td>COVER CANISTER CTR</td> <td>42054FG020</td> <td>0.362</td> </tr> <tr> <td>0911433_1 / 2</td> <td>BOLT</td> <td>-010108160</td> <td>(0.020kgx 4) 0.080</td> </tr> <tr> <td>0911433_1 / 2</td> <td>NUT</td> <td>-023808000</td> <td>(0.012kgx 4) 0.048</td> </tr> <tr> <td>0911434_1 / 2</td> <td>GUSSET R APRON LH</td> <td>52163FG010</td> <td rowspan="2">SUPPORT</td> <td>0.541</td> </tr> <tr> <td>0911435_1 / 2</td> <td>GUSSET R APRON RH</td> <td>52163FG000</td> <td>0.521</td> </tr> <tr> <td>0911436_1 / 2</td> <td>BRKT COV EXH R CP</td> <td>52153AB030</td> <td>FUEL FILLER PIPE</td> <td>0.010</td> </tr> <tr> <td>0911437_1 / 2</td> <td>BRKT TRACTIVE CP</td> <td>57803FG000</td> <td rowspan="2">TOEING</td> <td>1.242</td> </tr> <tr> <td>0911437_1 / 2</td> <td>NUT</td> <td>-902370042</td> <td>(0.012kgx 3) 0.036</td> </tr> <tr> <td>0911438_1 / 2</td> <td>PLATE SKIRT LH</td> <td>52432EG030</td> <td rowspan="3">COVER</td> <td>0.082</td> </tr> <tr> <td>0911439_1 / 2</td> <td>PLATE SKIRT RH</td> <td>52432EG020</td> <td>0.082</td> </tr> <tr> <td>0911439_1 / 2</td> <td>NUT</td> <td>-902370042</td> <td>(0.012kgx 2) 0.024</td> </tr> <tr> <td>0911440_1 / 2</td> <td>COVER EXH CP</td> <td>59020FG011</td> <td></td> <td>0.844</td> </tr> <tr> <td>0911441_1 / 2</td> <td>COVER FUEL TANK CP</td> <td>42054FG090</td> <td>HEAT PROTECTION</td> <td>0.342</td> </tr> <tr> <td>0911442_1 / 2</td> <td>COVER EXH R</td> <td>59024FG020</td> <td></td> <td>0.413</td> </tr> <tr> <td></td> <td></td> <td>SUB TOTAL</td> <td></td> <td>14.061</td> </tr> <tr> <td></td> <td></td> <td>TOTAL</td> <td></td> <td>17.111</td> </tr> </tbody> </table>	Photo No	PART NAME	PART No	FOR	MASS (kg)	0911421_1 / 2 / 3	HOOK TIE DOWN	51681AG000	TIE DOWN	(0.237kgx 2) 0.474	0911422_1 / 2	COVER COMPL T/ B RHD	52240AG000	NOISE & HEAT PROTECTION	0.507	0911423_1 / 3	STAY CP COWL SD LH	50866FG050	SUPPORT	0.408	0911423_1 / 3	PILOT BOLT	-010110200	(0.020kgx 4) 0.080	0911423_2 / 3	STAY CP COWL SD RH	50866FG040	0.404	0911423_2 / 3	PILOT BOLT	-010110200	(0.020kgx 4) 0.080	0911424_1 / 2	PLATE COMPL	35038AG081	RUBBER BOOTS	0.387	0911425_1 / 2	CROSS MBR F/ S F C LH	52140AG181	SEAT MOUNTING (It may be removed only when replaced by welded seat mountings)	0.924	0911425_1 / 2	CROSS MBR FS R CP LH	52140AG210	0.764	0911426_1 / 2	CROSS MBR F/ S F C RH	52140AG161	0.926	0911426_1 / 2	CROSS MBR FS R CP RH	52140AG200	0.762	0911427_1 / 2	BRACE A	53701FG010	SUPPORT	0.238	0911427_1 / 2	BRACE B	53701FG020	SUPPORT	0.234	0911428_1 / 3	BRKT HARNESS LH	52152AG030	WIRING HARNESS	0.064	0911428_2 / 3	BRKT HARNESS RH	52152AG020	0.064	0911428_1 / 2 / 3	FLANGE BOLT	- 10108160	SENSOR	(0.012kgx 4) 0.048	0911429_1 / 2	BRKT SENSOR	20172FG100	0.066	0911430_1 / 3	PLR COMPL CTR IN LH	51530FG010	SEAT BELT (It may be Removed only when the original seat belt is replaced by FIA homologated type)	0.044	0911430_2 / 3	PLR COMPL CTR IN RH	51530FG000	0.046	0911431_1 / 2	BRKT H/ B CABLE	52153AG380	HAND BRAKE CABLE (It may be Removed only when the original parking brake system is replaced by FIA homologated hydraulic parking brake)	0.022	0911432_1 / 3	BRKT HAND B CBL R LH	52152FG120	0.042	0911432_2 / 3	BRKT HAND B CBL R RH	52152FG110	0.042	0911433_1 / 2	COVER CANISTER LH	42054FG010	CANISTER COVER	1.324	0911433_1 / 2	COVER CANISTER RH	42054FG000	1.484	0911433_1 / 2	COVER CANISTER CTR	42054FG020	0.362	0911433_1 / 2	BOLT	-010108160	(0.020kgx 4) 0.080	0911433_1 / 2	NUT	-023808000	(0.012kgx 4) 0.048	0911434_1 / 2	GUSSET R APRON LH	52163FG010	SUPPORT	0.541	0911435_1 / 2	GUSSET R APRON RH	52163FG000	0.521	0911436_1 / 2	BRKT COV EXH R CP	52153AB030	FUEL FILLER PIPE	0.010	0911437_1 / 2	BRKT TRACTIVE CP	57803FG000	TOEING	1.242	0911437_1 / 2	NUT	-902370042	(0.012kgx 3) 0.036	0911438_1 / 2	PLATE SKIRT LH	52432EG030	COVER	0.082	0911439_1 / 2	PLATE SKIRT RH	52432EG020	0.082	0911439_1 / 2	NUT	-902370042	(0.012kgx 2) 0.024	0911440_1 / 2	COVER EXH CP	59020FG011		0.844	0911441_1 / 2	COVER FUEL TANK CP	42054FG090	HEAT PROTECTION	0.342	0911442_1 / 2	COVER EXH R	59024FG020		0.413			SUB TOTAL		14.061			TOTAL		17.111
Photo No	PART NAME	PART No	FOR	MASS (kg)																																																																																																																																																																																								
0911421_1 / 2 / 3	HOOK TIE DOWN	51681AG000	TIE DOWN	(0.237kgx 2) 0.474																																																																																																																																																																																								
0911422_1 / 2	COVER COMPL T/ B RHD	52240AG000	NOISE & HEAT PROTECTION	0.507																																																																																																																																																																																								
0911423_1 / 3	STAY CP COWL SD LH	50866FG050	SUPPORT	0.408																																																																																																																																																																																								
0911423_1 / 3	PILOT BOLT	-010110200		(0.020kgx 4) 0.080																																																																																																																																																																																								
0911423_2 / 3	STAY CP COWL SD RH	50866FG040		0.404																																																																																																																																																																																								
0911423_2 / 3	PILOT BOLT	-010110200		(0.020kgx 4) 0.080																																																																																																																																																																																								
0911424_1 / 2	PLATE COMPL	35038AG081	RUBBER BOOTS	0.387																																																																																																																																																																																								
0911425_1 / 2	CROSS MBR F/ S F C LH	52140AG181	SEAT MOUNTING (It may be removed only when replaced by welded seat mountings)	0.924																																																																																																																																																																																								
0911425_1 / 2	CROSS MBR FS R CP LH	52140AG210		0.764																																																																																																																																																																																								
0911426_1 / 2	CROSS MBR F/ S F C RH	52140AG161		0.926																																																																																																																																																																																								
0911426_1 / 2	CROSS MBR FS R CP RH	52140AG200		0.762																																																																																																																																																																																								
0911427_1 / 2	BRACE A	53701FG010	SUPPORT	0.238																																																																																																																																																																																								
0911427_1 / 2	BRACE B	53701FG020	SUPPORT	0.234																																																																																																																																																																																								
0911428_1 / 3	BRKT HARNESS LH	52152AG030	WIRING HARNESS	0.064																																																																																																																																																																																								
0911428_2 / 3	BRKT HARNESS RH	52152AG020		0.064																																																																																																																																																																																								
0911428_1 / 2 / 3	FLANGE BOLT	- 10108160	SENSOR	(0.012kgx 4) 0.048																																																																																																																																																																																								
0911429_1 / 2	BRKT SENSOR	20172FG100		0.066																																																																																																																																																																																								
0911430_1 / 3	PLR COMPL CTR IN LH	51530FG010	SEAT BELT (It may be Removed only when the original seat belt is replaced by FIA homologated type)	0.044																																																																																																																																																																																								
0911430_2 / 3	PLR COMPL CTR IN RH	51530FG000		0.046																																																																																																																																																																																								
0911431_1 / 2	BRKT H/ B CABLE	52153AG380	HAND BRAKE CABLE (It may be Removed only when the original parking brake system is replaced by FIA homologated hydraulic parking brake)	0.022																																																																																																																																																																																								
0911432_1 / 3	BRKT HAND B CBL R LH	52152FG120		0.042																																																																																																																																																																																								
0911432_2 / 3	BRKT HAND B CBL R RH	52152FG110		0.042																																																																																																																																																																																								
0911433_1 / 2	COVER CANISTER LH	42054FG010	CANISTER COVER	1.324																																																																																																																																																																																								
0911433_1 / 2	COVER CANISTER RH	42054FG000		1.484																																																																																																																																																																																								
0911433_1 / 2	COVER CANISTER CTR	42054FG020		0.362																																																																																																																																																																																								
0911433_1 / 2	BOLT	-010108160		(0.020kgx 4) 0.080																																																																																																																																																																																								
0911433_1 / 2	NUT	-023808000	(0.012kgx 4) 0.048																																																																																																																																																																																									
0911434_1 / 2	GUSSET R APRON LH	52163FG010	SUPPORT	0.541																																																																																																																																																																																								
0911435_1 / 2	GUSSET R APRON RH	52163FG000		0.521																																																																																																																																																																																								
0911436_1 / 2	BRKT COV EXH R CP	52153AB030	FUEL FILLER PIPE	0.010																																																																																																																																																																																								
0911437_1 / 2	BRKT TRACTIVE CP	57803FG000	TOEING	1.242																																																																																																																																																																																								
0911437_1 / 2	NUT	-902370042		(0.012kgx 3) 0.036																																																																																																																																																																																								
0911438_1 / 2	PLATE SKIRT LH	52432EG030	COVER	0.082																																																																																																																																																																																								
0911439_1 / 2	PLATE SKIRT RH	52432EG020		0.082																																																																																																																																																																																								
0911439_1 / 2	NUT	-902370042		(0.012kgx 2) 0.024																																																																																																																																																																																								
0911440_1 / 2	COVER EXH CP	59020FG011		0.844																																																																																																																																																																																								
0911441_1 / 2	COVER FUEL TANK CP	42054FG090	HEAT PROTECTION	0.342																																																																																																																																																																																								
0911442_1 / 2	COVER EXH R	59024FG020		0.413																																																																																																																																																																																								
		SUB TOTAL		14.061																																																																																																																																																																																								
		TOTAL		17.111																																																																																																																																																																																								



Fédération Internationale de l'Automobile
Chemin de Blandonnet, 2
CH-1215 GENEVE 15
Tel: 41 22 544 44 00
Fax Sport: 41 22 544 44 50

Marque
Make **FUJI**

Modèle
Model **GRB**

Homologation N°


N-5732

Extension N°


03/03 VO

JAF 公認番号 **FN-087 VO-3/3**


0911401 1)




0911401 2)




0911402 1)




0911402 2)



0911403 1)



0911403 2)



Marque
Make **FUJI**


Modèle
Model **GRB**

Homologation N°
N-5732



Extension N°
03/03 VO

JAF 公認番号 FN-087 VO-3/3


0911404 1)




0911404 2)




0911404 3)



0911405 1)



0911405 2)



Marque
Make **FUJI**

Modèle
Model **GRB**

Homologation N°


N-5732

Extension N°


03/03 VO

JAF 公認番号 FN-087 VO-3/3

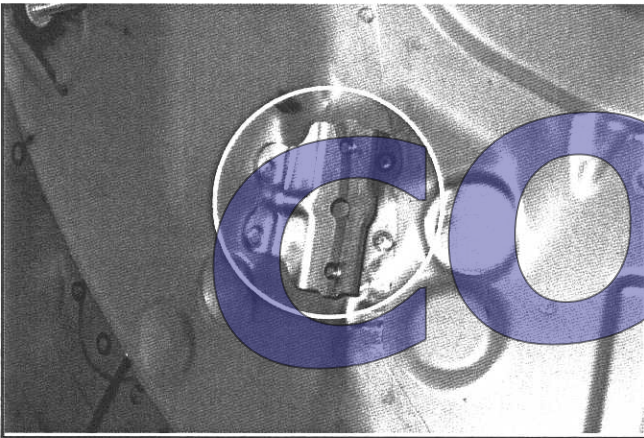
0911406 1)



0911406 2)



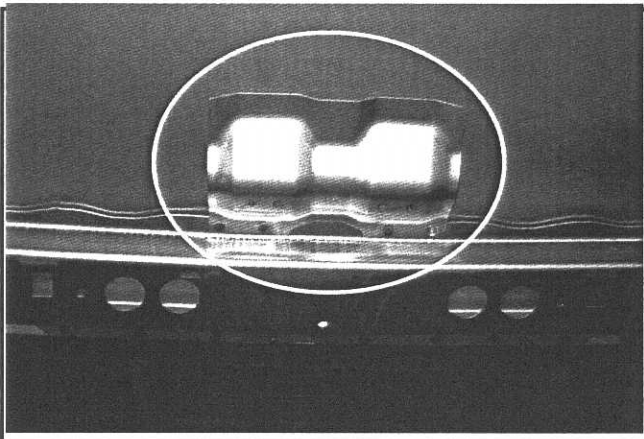
0911407 1)




0911407 2)



0911408 1)



0911408 2)



Marque
Make **FUJI**

Modèle
Model **GRB**

Homologation N°


N-5732

Extension N°


03/03 VO

JAF 公認番号 FN-087 VO-3/3

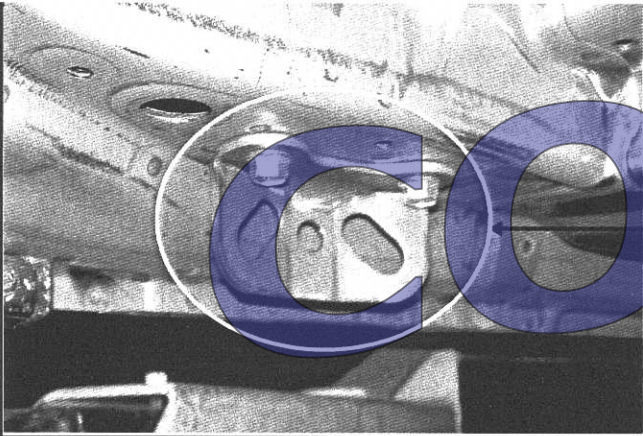
0911409 1)



0911409 2)





0911410 1)



0911410 3)



0911410 2)



Marque
Make **FUJI**

Modèle
Model **GRB**

Homologation N°


N-5732

Extension N°

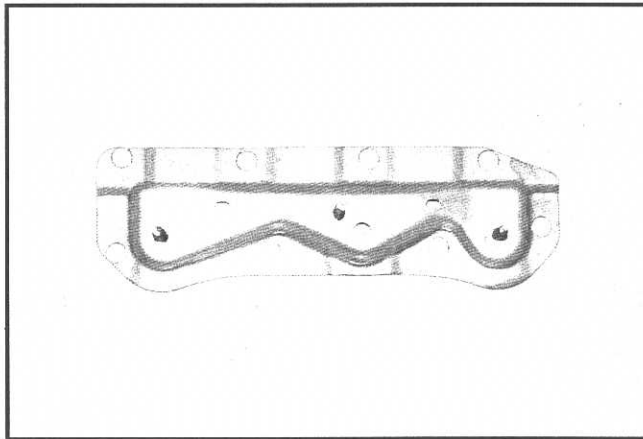
03/03 VO

JAF 公認番号 **FN-087 VO-3/3**

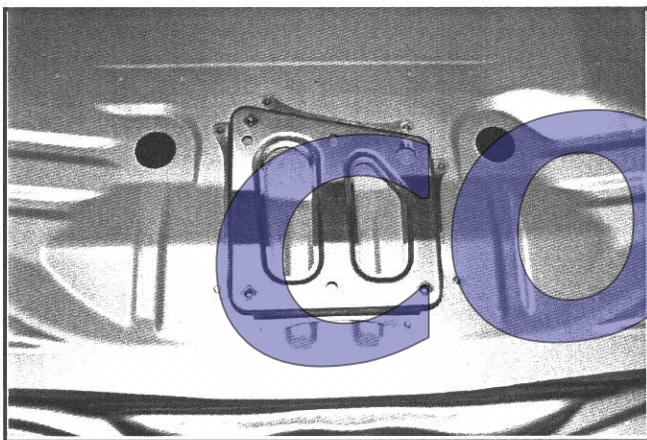
0911411 1)



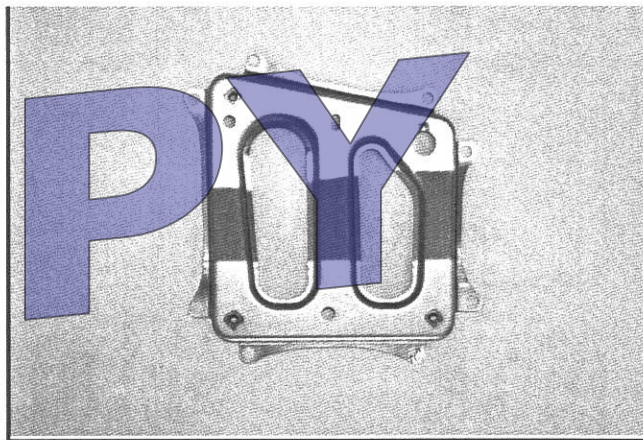
0911411 2)




0911412 1)




0911412 2)



0911413 1)



0911413 2)



Marque
Make **FUJI**

Modèle
Model **GRB**

Homologation N°


N-5732

Extension N°


03/03 VO

JAF 公認番号 FN-087 VO-3/3


0911414 1)






0911414 2)



0911415 1)



0911415 2)



Fédération Internationale de l'Automobile
Chemin de Blandonnet, 2
CH-1215 GENEVE 15
Tél.: 41 22 544 44 00
Fax Sport: 41 22 544 44 50
V00 - 19.10.2009

Marque
Make **FUJI**

Modèle
Model **GRB**

Homologation N°


N-5732

Extension N°


03/03 VO

JAF 公認番号 FN-087 VO-3/3



0911416 1)




0911416 3)




0911416 2)



0911417 1)



0911417 2)



Marque
Make **FUJI**

Modèle
Model **GRB**

Homologation N°


N-5732

Extension N°


03/03 VO

JAF 公認番号 FN-087 VO-3/3





0911418 1)



0911418 3)



0911418 2)



Marque
Make **FUJI**


Modèle
Model **GRB**

Homologation N°
N-5732

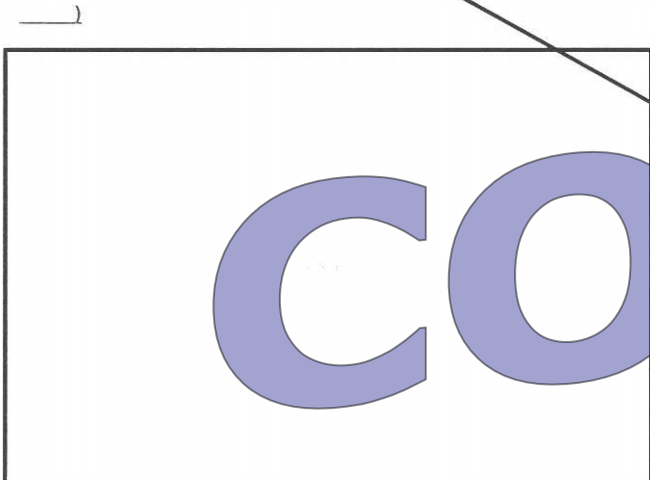

Extension N°
03/03 VO

JAF 公認番号 FN-087 VO-3/3




0911419 1)



0911419 2)



0911419 3)



Marque
Make **FUJI**

Modèle
Model **GRB**

Homologation N°


N-5732

Extension N°


03/03 VO

JAF 公認番号 FN-087 VO-3/3



0911420 1)



0911420 2)



0911420 3)



Marque
Make **FUJI**

Modèle
Model **GRB**

Homologation N°


N-5732

Extension N°


03/03 VO

JAF 公認番号 **FN-087 VO-3/3**



0911421 1)




0911421 3)



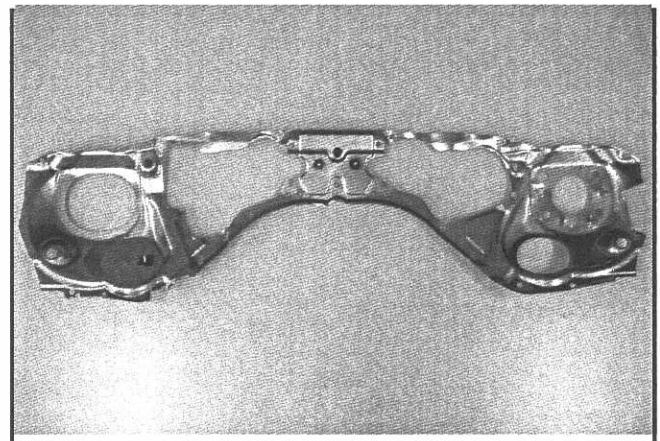
0911421 2)



0911422 1)



0911422 2)



Marque
Make **FUJI**


Modèle
Model **GRB**

Homologation N°
N-5732

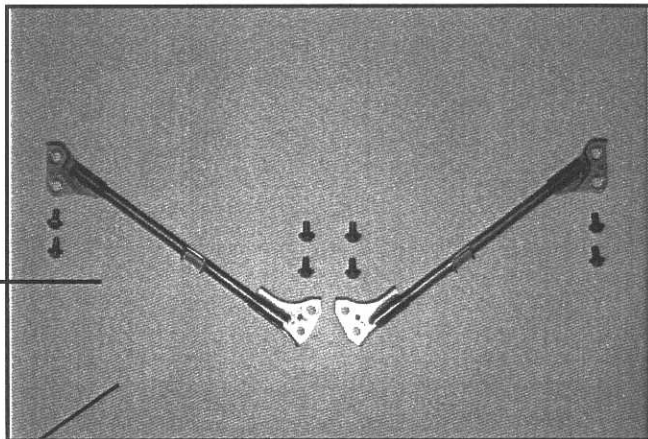
Extension N°
03/03 VO

JAF 公認番号 **FN-087 VO-3/3**



0911423 1)




0911423 3)




0911423 2)



0911424 1)



0911424 2)



Marque
Make **FUJI**

Modèle
Model **GRB**

Homologation N°


N-5732

Extension N°


03/03 VO

JAF 公認番号 FN-087 VO-3/3


0911425 1)




0911425 2)




0911426 1)




0911426 2)



0911427 1)



0911427 2)



Marque
Make **FUJI**

Modèle
Model **GRB**

Homologation N°


N-5732

Extension N°

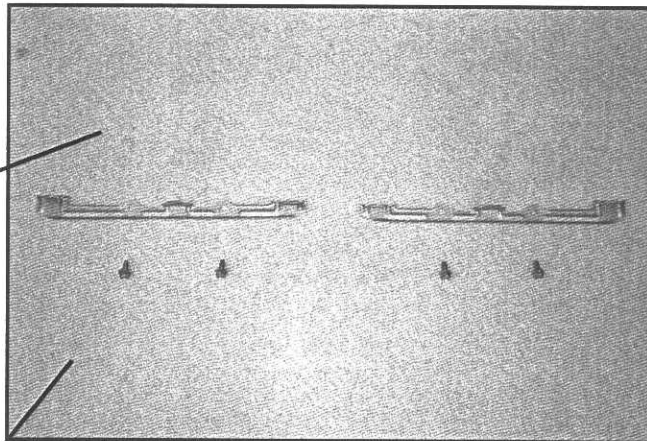
03/03 VO

JAF 公認番号 FN-087 VO-3/3



0911428 1)




9811428 3)




0911428 2)



0911429 1)



0911429 2)



Marque
Make **FUJI**


Modèle
Model **GRB**

Homologation N°
N-5732

Extension N°
03/03 VO

JAF 公認番号 **FN-087 VO-3/3**



0911430 1)



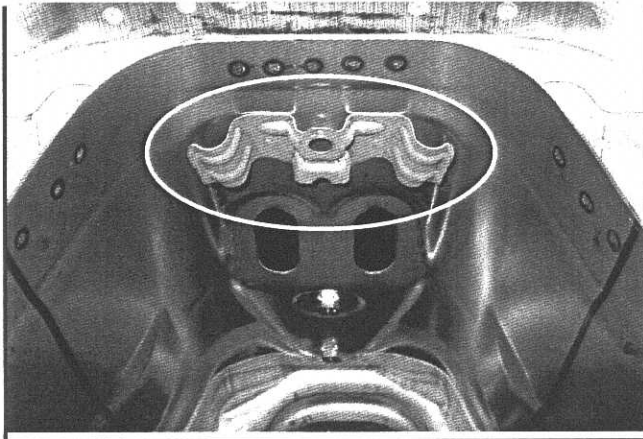
0911430 3)



0911430 2)



0911431 1)



0911431 2)



Marque
Make **FUJI**


Modèle
Model **GRB**

Homologation N°
N-5732


Extension N°
03/03 VO

JAF 公認番号 FN-087 VO-3/3



0911432 1)




0911432 3)




0911432 2)



0911433 1)



0911433 2)



Marque
Make **FUJI**


Modèle
Model **GRB**

Homologation N°
N-5732


Extension N°
03/03 VO

JAF 公認番号 FN-087 VO-3/3


0911434 1)




0911434 2)




0911435 1)




0911435 2)



0911436 1)



0911436 2)



Marque
Make **FUJI**


Modèle
Model **GRB**

Homologation N°
N-5732


Extension N°
03/03 VO

JAF 公認番号 FN-087 VO-3/3


0911437 1)




0911437 2)




0911438 1)



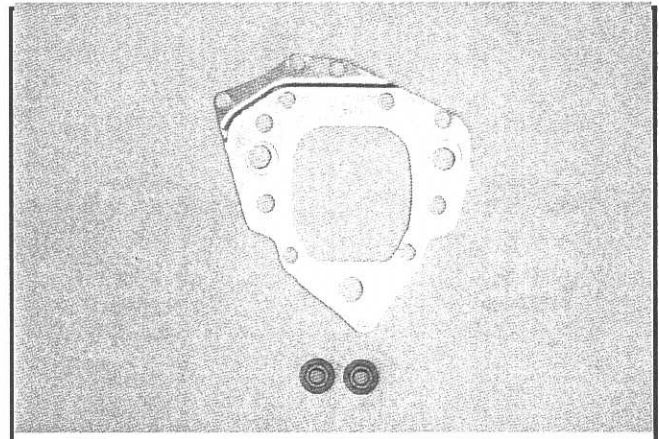
0911438 2)



0911439 1)



0911439 2)



Marque
Make **FUJI**

Modèle
Model **GRB**

Homologation N°


N-5732

Extension N°

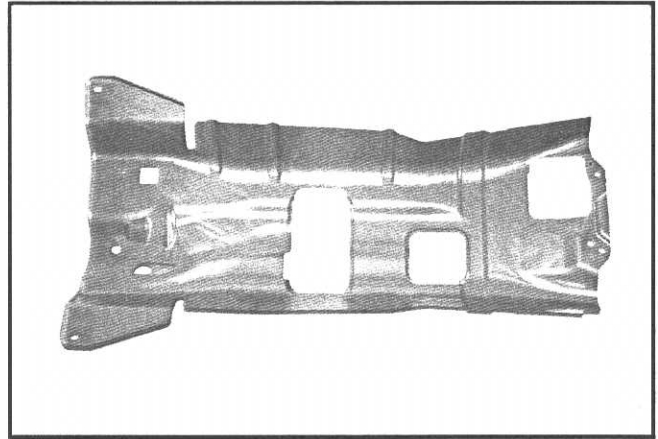
03/03 VO

JAF 公認番号 FN-087 VO-3/3


0911440 1)




0911440 2)




0911441 1)



0911441 2)



0911442 1)



0911442 2)

